



**PLAY AND  
SPORTS  
LIMITED**

**GO  
G**

**Y**

**A**

**L**

**E**

**2016**

**PlayFun for  
Everyone**

by



**Gottardo**  
PlayFun for Everyone

[www.playandsports.co.uk](http://www.playandsports.co.uk)

“Non smettiamo di giocare perché invecchiamo,  
ma invecchiamo perché smettiamo di giocare

“We don't stop playing because we grow old,  
We grow old because we stop playing”

George Bernard Shaw

Being a young and vibrant company we are always coming up with new dynamic equipment to encourage everyone to keep on playing.

Our aim is to help users explore their physical abilities, and build relationships in a fun and safe environment.

Being able to supply and manufacture equipment for all ages from toddlers to senior citizens one can easily create a Multigenerational recreational area with our equipment. From the simple swing and slide, to multiple tower play centres, fitness equipment and senior citizen activity centres, we are sure you will find the right equipment to suit your needs.



**Gottardo**  
**PlayFun for Everyone**

**1** ARTICLE NUMBER AND PRODUCT NAME

**2** DIMENSIONS OF EQUIPMENT (cm)

**3** CRITICAL FALL HEIGHT (cm)

An adequate impact attenuating surface is to be installed under and around the equipment in accordance with safety standards.

**4** MIN / MAX IMPACT ATTENUATING SURFACE AREA

Min m<sup>2</sup> area is calculated following the contours of the equipment. Max m<sup>2</sup> area is calculated by forming a rectangular area with the equipment at the centre.


**5** SUGGESTED USER AGE

GOTTARDO play equipment is tested according to EN1176 and may be used by children aged 3-12years. Some equipment due to their specific play elements and scaling may be more suitable for specific age groups (3-5, 6-9, 10-12)


**6** PLAN

The drawing shows the top view of the equipment together with the suggested impact attenuating surface area.

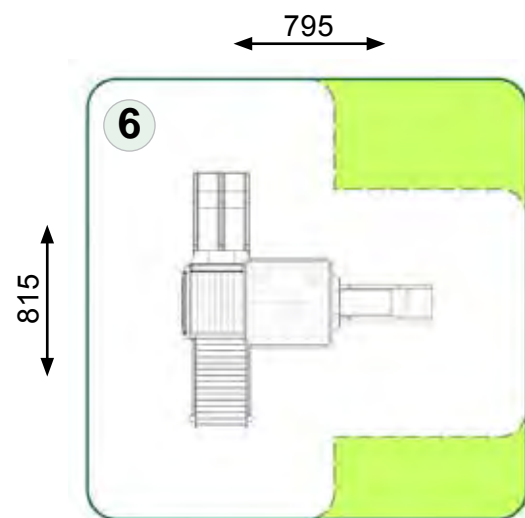
**1**  
**501 JIMBO**

**2**  465 x 445 x 380

**3**  140

**4**  min. 51,75m<sup>2</sup>  
MAX 64,00m<sup>2</sup>

**5**  3 - 9



Colours and their combinations as shown on the play equipment reproduced in this catalogue are for representative purposes only and may differ from actual reality. Bespoke and equipment and colours are available upon request.

STANDARD COLOURS FOR POLYETHYLENE



RED




BLUE

COLORI PER IL POLIETILENE DISPONIBILI A RICHIESTA

COLOURS FOR POLYETHYLENE AVAILABLE ON REQUEST



GRAY



GREEN



BROWN

Due to our commitment towards the continues improvement of our equipment we reserve the right to without any prior notice apply changes for technical, or aesthetic reasons improvements and/or modifications to any of the items reproduced here. We also reserve the right or to supply such items in different colours or colour combinations other than those actually shown. The designs, images and sizes specified in the catalogue are solely for illustrative propose and may differ from actual product. Actual sizes and part competes will be included in the installation manual provided with the equipment and based on the European Standard EN1176 requirements.

No part of this publication may be reproduced and/or published by print, or any digital media without the prior consent of Gottardo Srl.



## INDEX

TIKA LINE .....	pag. 4
PARTY LINE .....	pag. 14
CLASSIC COLLECTION .....	pag. 32
FUN COLLECTION .....	pag. 48
ESA .....	pag. 74
DYNAMICS .....	pag. 86
PLAYGROUND ESSENTIALS .....	pag. 94
LET'S PLAY TOGETHER .....	pag. 142
LET'S GET PHYSICAL .....	pag. 154
CITY STORE .....	pag. 162
INFO .....	pag. 189

# TIKA LINE

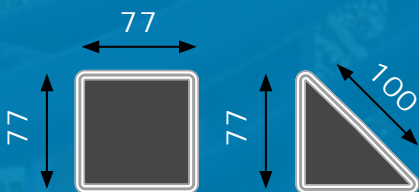


TIKA is our latest line of play towers. The line is designed with small spaces in mind and is ideally suited for schools, hotels, restaurants and play areas that have a restricted floor space. The TIKA line comprises 9 multi play units each with its own play characteristics. Innovation comes not only in the design but also in the manufacturing and shipping. This as the TIKA line is manufactured using our latest octagonal aluminium profile that is specifically designed for this range, together with single piece decks. Shipping was especially on our minds when designing this line. In order to save cost, the units come flat packed with short supporting poles that connect to each other via special attachments.


4000 - NANCY .....	5
4001 - BIZZY.....	5
4002 - REIKA .....	6
4010 - FLAMINGO .....	6
4003 - DANA .....	7
4004 - MALUGA .....	9
4005 - PECOS .....	10
4011 - JEFF .....	12
4012 - KITUS .....	13

TIKA line is built to last and offers boundless fun.  
(Available only in aluminium version)

## DECK DIMENSIONS:



ALUMINIUM OCTAGONAL POLE



# 4000 NANCY



90 x 170 x 180



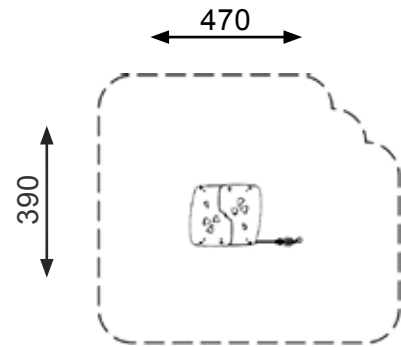
-



min. 17,25m<sup>2</sup>  
MAX 18,00m<sup>2</sup>



3 - 6



# 4001 BIZZY



190 x 260 x 240



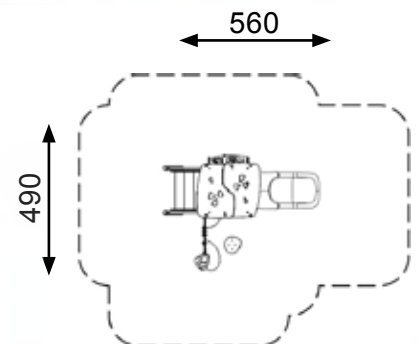
60



min. 21,50m<sup>2</sup>  
MAX 24,75m<sup>2</sup>



3 - 6



## 4002 REIKA



320 x 300 x 280



100



min. 31,00m<sup>2</sup>  
MAX 39,00m<sup>2</sup>

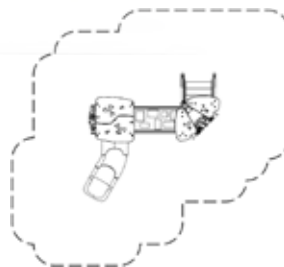


3 - 9



620

600



## 4010 FLAMINGO



245 x 380 x 325



155



min. 35,00m<sup>2</sup>  
MAX 37,25m<sup>2</sup>

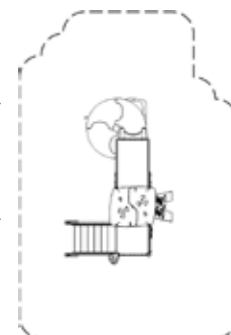


3 - 12







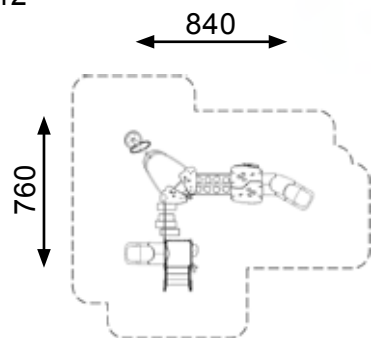
545

680




# 4003 DANA

-  460 x 540 x 290
-  100
-  min. 49,50m<sup>2</sup>  
MAX 63,75m<sup>2</sup>
-  3 - 12







# 4004 MALUGA



540 x 520 x 310

150

min. 56,50m<sup>2</sup>  
MAX 72,25m<sup>2</sup>

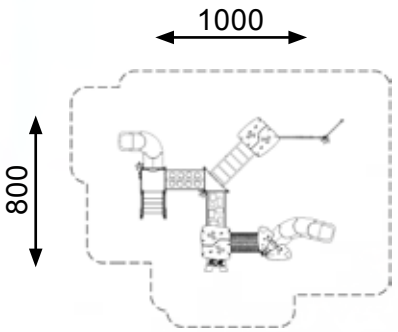
3 - 12



840

820





## 4005 PECOS

-  700 x 500 x 330
-  200
-  min. 69,75m<sup>2</sup>  
MAX 80,00m<sup>2</sup>
-  3 - 12





# 4011 JEFF

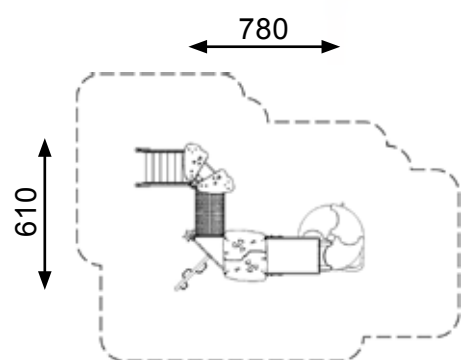


310 x 480 x 325

155

min. 40,50m<sup>2</sup>  
MAX 48,00m<sup>2</sup>

3 - 12



# 4012 KITUS

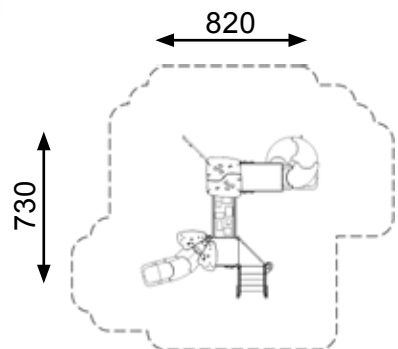


430 x 470 x 325

155

min. 51,25m<sup>2</sup>  
MAX 63,75m<sup>2</sup>

3 - 12



# PARTY LINE

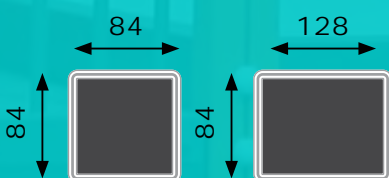


Party Line was developed as a sequence of equipment to stimulate children's imagination. Their modern design approach combined with themed elements offer the perfect backdrop for limitless dynamic and imaginative play.

Constructed using wooden or aluminium structural poles and together with colourful HPDE panels, they are sure to be a success in every playground.

496 - TRICK .....	15
657 - JODY .....	15
499 - LILIAN.....	16
498 - ROBINSON .....	17
656 - VENERDÍ.....	17
654 - ZIG .....	19
655 - ZAG .....	19
8001 - KOUROS .....	20
6071 - LELE .....	20
8002 - SOSYÈ .....	22
8003 - SEBA .....	23
8004 - KIHON .....	24
8005 - LEONIDA .....	25
8882 - MOUNT KWORT .....	26
8883 - K-Q .....	26
8881 - T-1 .....	27
6072 - GRILL STREET .....	28
6800 - KING ROBERT .....	28
6750 - BALINOR .....	28
6900 - AL-HEIWA .....	28

## DECK DIMENSIONS:



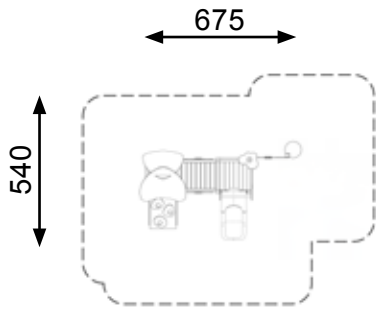
ALUMINIUM SQUARE AND ROUND  
POLE - TIMBER POLE



# 496 TRICK

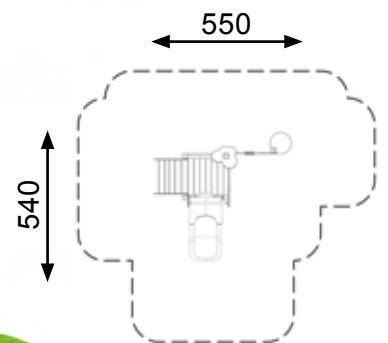
ALSO AVAILABLE IN VERSION WITH ACCESS RAMP

	375 x 240 x 250
	60
	min. 34,00m <sup>2</sup> MAX 38,50m <sup>2</sup>
	3 - 5







# 657 JODY

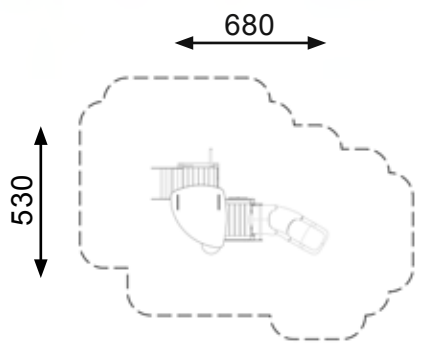
	250 x 240 x 200
	60
	min. 22,25m <sup>2</sup> MAX 30,25m <sup>2</sup>
	0 - 4





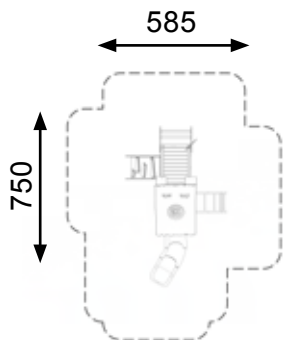
# 499 LILIAN

-  380 x 230 x 285
-  100
-  min. 30,75m<sup>2</sup>  
MAX 38,50m<sup>2</sup>
-  6 - 9



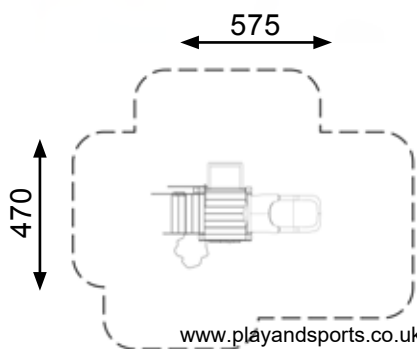
# 498 ROBINSON

	450 x 285 x 300
	125
	min. 37,50m <sup>2</sup> MAX 45,00m <sup>2</sup>
	6 - 9



# 656 VENERDÍ

	170 x 275 x 220
	60
	min. 20,50m <sup>2</sup> MAX 24,75m <sup>2</sup>
	0 - 4



[www.playandsports.co.uk](http://www.playandsports.co.uk)





496 TRICK



498 ROBINSON



## 654 ZIG

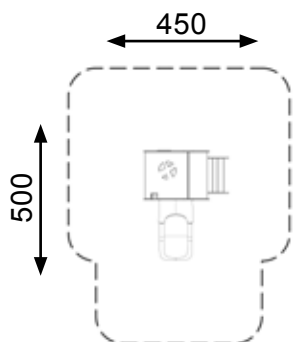


150 x 200 x 240

85

min. 18,50m<sup>2</sup>  
MAX 22,50m<sup>2</sup>

0 - 4



## 655 ZAG

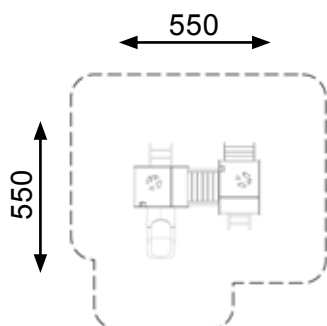


250 x 250 x 240





60

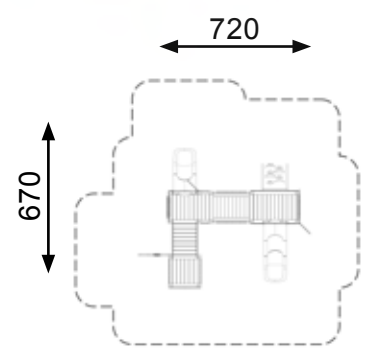
min. 27,50m<sup>2</sup>  
MAX 30,25m<sup>2</sup>

0 - 4







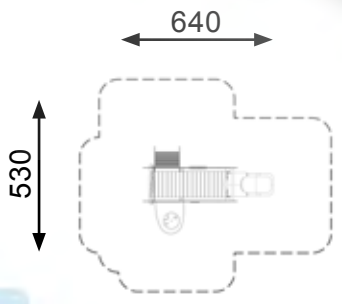
# 8001 KOUROS

-  420 x 370 x 250
-  100
-  min. 44,75m<sup>2</sup>  
MAX 49,00m<sup>2</sup>
-  4 - 9



# 6071 LELE

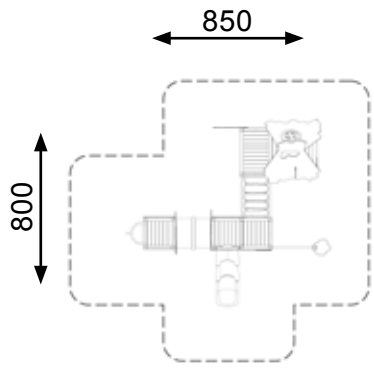
-  230 x 340 x 150
-  60
-  min. 29,25m<sup>2</sup>  
MAX 35,75m<sup>2</sup>
-  3 - 5





# 8002 SOSYÈ

- 550 x 500 x 270
- 100
- min. 48,25m<sup>2</sup>  
MAX 68,00m<sup>2</sup>
- 4 - 9



# 8004 KIHON

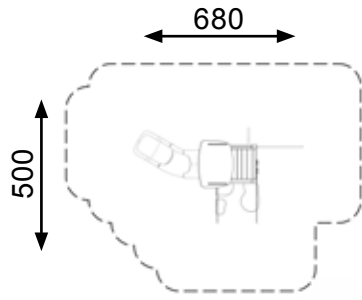


380 x 200 x 280

100





min. 28,25m<sup>2</sup>  
MAX 35,00m<sup>2</sup>

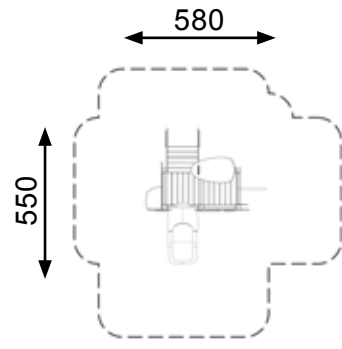
4 - 9





# 8003 SEBA

-  250 x 280 x 290
-  100
-  min. 25,75m<sup>2</sup>  
MAX 30,25m<sup>2</sup>
-  2 - 7





## 8005 LEONIDA



640 x 320 x 290

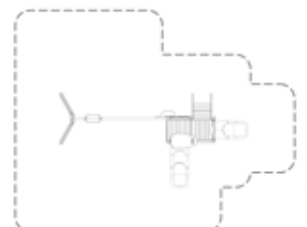
90 (135)

min. (14,00) 58,50m<sup>2</sup>  
MAX 71,25m<sup>2</sup>

3 - 9





940

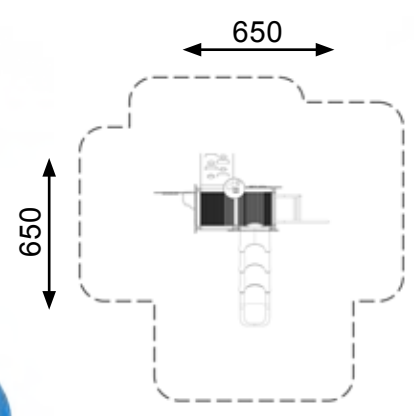
740







[www.playandsports.co.uk](http://www.playandsports.co.uk)

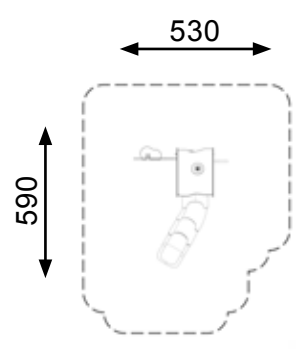
# 8882 MOUNT QWORT

-  350 x 350 x 330
-  125
-  min. 35,25m<sup>2</sup>  
MAX 42,25m<sup>2</sup>
-  6 - 10



# 8883 K-Q

-  290 x 230 x 315
-  125
-  min. 27,75m<sup>2</sup>  
MAX 30,00m<sup>2</sup>
-  6 - 10



# 8881 T-1



730 x 480 x 590

200


min. 67,25m<sup>2</sup>  
MAX 84,00m<sup>2</sup>

7 - 12



1060

820







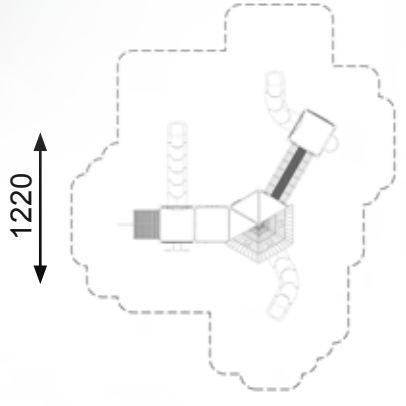
[www.playandsports.co.uk](http://www.playandsports.co.uk)



1010

# 6072 GRILL STREET

-  710 x 820 x 350
-  180
-  min. 91,25m<sup>2</sup>  
MAX 131,25m<sup>2</sup>
-  9 - 12



# 6800 KING ROBERT



590 x 800 x 450

100

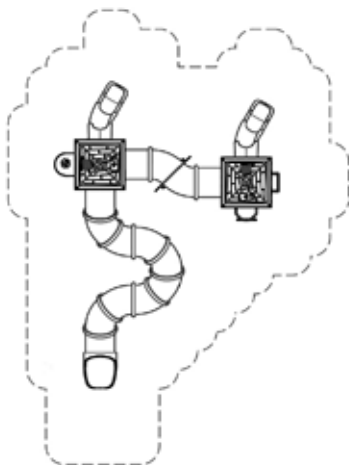
min. 73,25m<sup>2</sup>  
MAX 108,00m<sup>2</sup>

9 - 12



890

1150



# 6750 BALINOR



1230 x 390 x 560

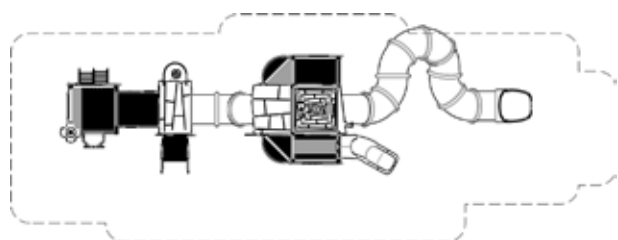
125

min. 83,75m<sup>2</sup>  
MAX 96,00m<sup>2</sup>

3 - 12

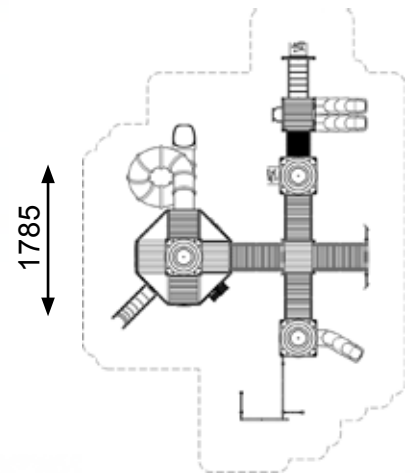
1580

690





1295



1785

## 6900 AL-HEIWA



1465 x 995 x 500

270

min. 172,75m<sup>2</sup>  
MAX 225,00m<sup>2</sup>

3 - 12



[www.playandsports.co.uk](http://www.playandsports.co.uk)



# CLASSIC COLLECTION

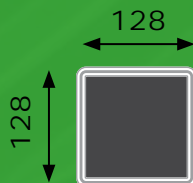


Our classic collection is based on simple linear designs, combined with a variety of play elements, to form numerous multi activity play towers that provide great visual impact to any play area and offer hours of endless play time.

Constructed using wooden or aluminium structural poles and 128 x 128cm decks, the Classic Collection is sure to be the centre of attraction in any playground.

501 - JIMBO .....	33
503 - JIMBO SWING.....	33
504 - JIMBO STORY.....	34
536 - GUELFO.....	34
586 - DUBAI .....	36
525 - TIBET MAXI .....	36
973 - BOSTON .....	37
955 - JUMPING .....	37
969 - PANAMA .....	38
555 - CANAL GRANDE.....	38
968 - GIBILTERRA .....	39
956 - LISBONA .....	39
538 - MOBY DICK .....	40
560 - SAN MARCO.....	41
570 - LAVAREDO .....	42
575 - CITTADELLA .....	43
971 - VECCHIA FATTORIA.....	44
951 - BASTIGLIA .....	46
962 - FORTEZZA .....	47





## DECK DIMENSIONS:

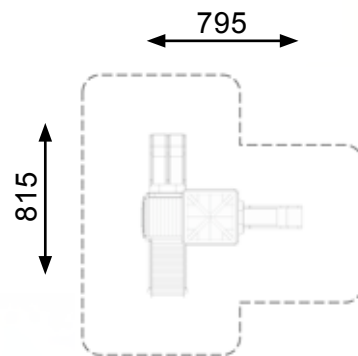


ALUMINIUM SQUARE AND ROUND  
POLE - TIMBER POLE







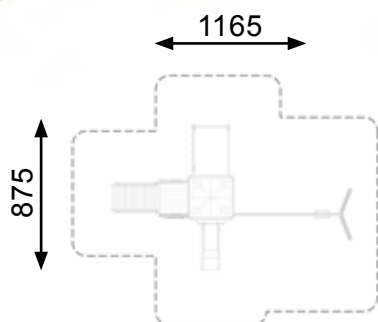
## 501 JIMBO

-  465 x 445 x 380
-  140
-  min. 51,75m<sup>2</sup>  
MAX 64,00m<sup>2</sup>
-  3 - 9







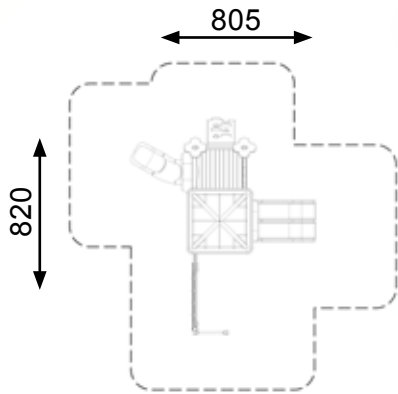
## 503 JIMBO SWING

-  525 x 865 x 380
-  150
-  min. 78,25m<sup>2</sup>  
MAX 99,00m<sup>2</sup>
-  3 - 12







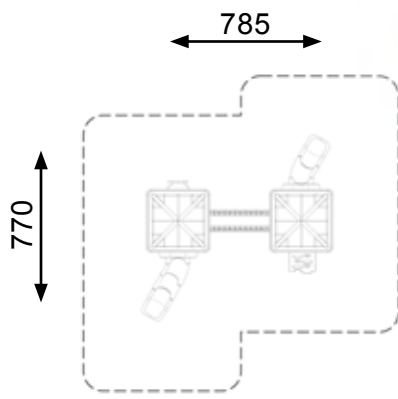
# 504 JIMBO STORY

-  455 x 520 x 340
-  150
-  min. 48,75m<sup>2</sup>  
MAX 64,00m<sup>2</sup>
-  3 - 12







# 536 GUELFO

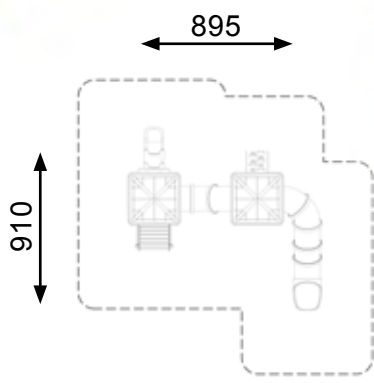
-  485 x 470 x 375
-  125
-  min. 54,00m<sup>2</sup>  
MAX 64,00m<sup>2</sup>
-  3 - 9









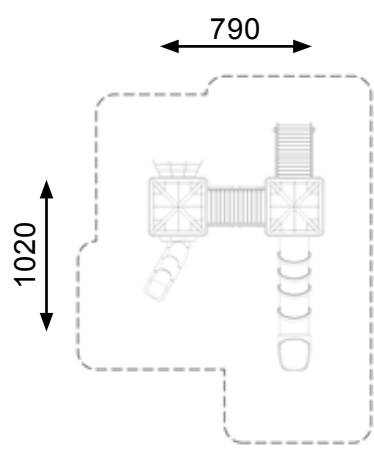
## 586 DUBAI

-  560 x 595 x 360
-  120
-  min. 65,75m<sup>2</sup>  
MAX 85,50m<sup>2</sup>
-  3 - 12



## 525 TIBET MAXI

-  490 x 670 x 365
-  125
-  min. 68,25m<sup>2</sup>  
MAX 80,00m<sup>2</sup>
-  3 - 12





## 955 JUMPING



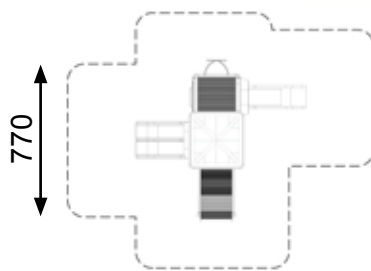
470 x 495 x 365

140

min. 52,50m<sup>2</sup>  
MAX 67,50m<sup>2</sup>

3 - 9

895



## 973 BOSTON



690 x 620 x 380

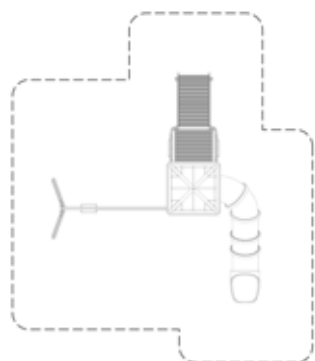
140

min. 77,25m<sup>2</sup>  
MAX 89,25m<sup>2</sup>

3 - 12

870

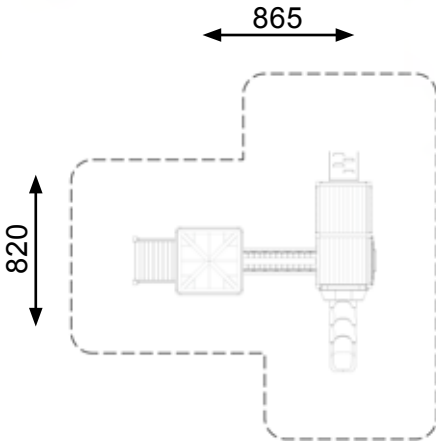
1040



# 555 CANAL GRANDE



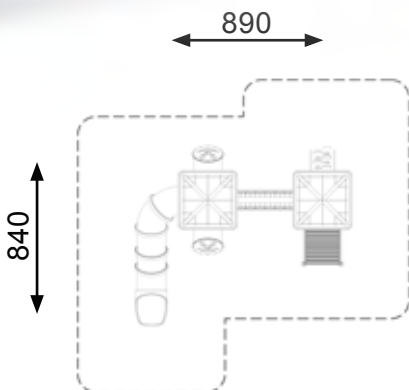
565 x 520 x 340  
 125  
 min. 55,25m<sup>2</sup>  
 MAX 76,50m<sup>2</sup>  
 3 - 9



# 969 PANAMA



490 x 590 x 365  
 125  
 min. 62,00m<sup>2</sup>  
 MAX 80,75m<sup>2</sup>  
 3 - 12



# 968 GIBILTERRA



830 x 495 x 350



125



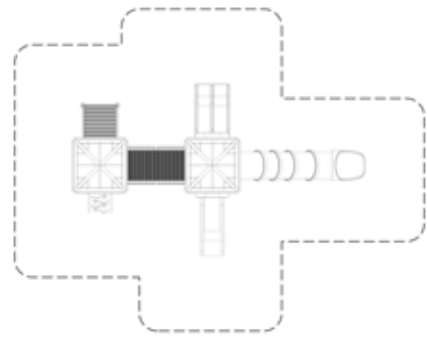
min. 75,25m<sup>2</sup>  
MAX 103,50m<sup>2</sup>



3 - 12

1180

895



# 956 LISBONA



460 x 665 x 365



125



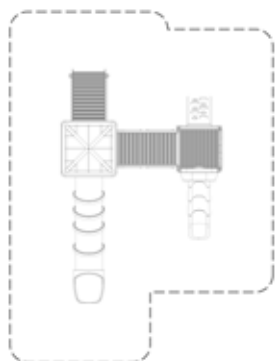
min. 66,50m<sup>2</sup>  
MAX 75,00m<sup>2</sup>



3 - 9

760

1015





# 538 MOBY DICK

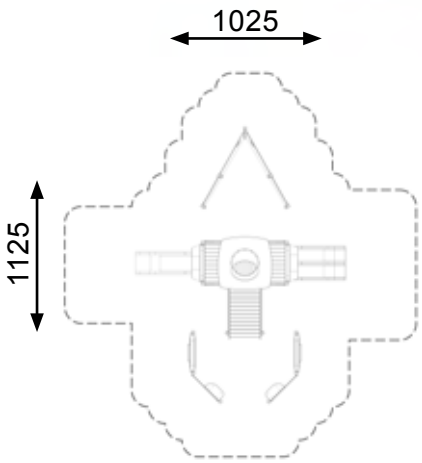


825 x 625 x 390

140

min. 79,50m<sup>2</sup>  
MAX 120,75m<sup>2</sup>

3 - 12



# 560 SAN MARCO



805 x 1030 x 385

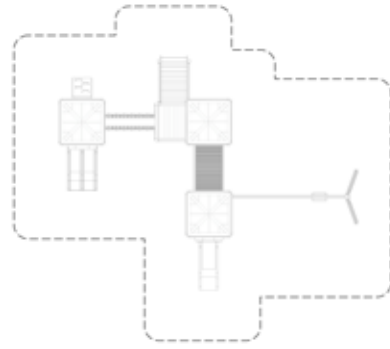
145

min. 111,25m<sup>2</sup>  
MAX 149,50m<sup>2</sup>

3 - 12

1280

1155



# 570 LAVAREDO

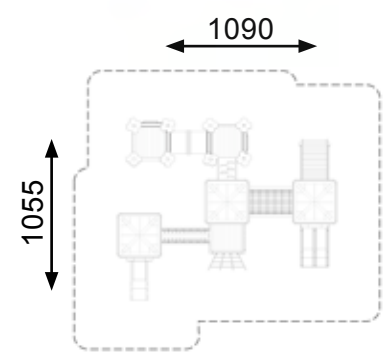


655 x 790 x 375

140

min. 100,25m<sup>2</sup>  
MAX 110,00m<sup>2</sup>

3 - 12





## 575 CITTADELLA



1200 x 1090 x 390

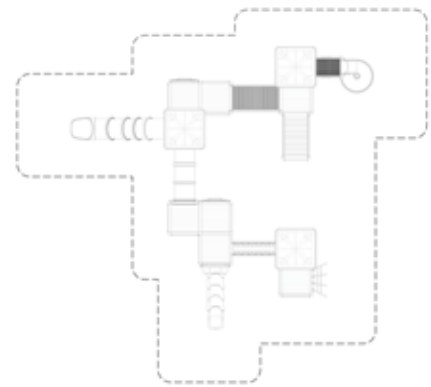
160

min. 151,00m<sup>2</sup>  
MAX 232,00m<sup>2</sup>

3 - 12

1550

1440





## 971 VECCHIA FATTORIA



695 x 1070 x 330

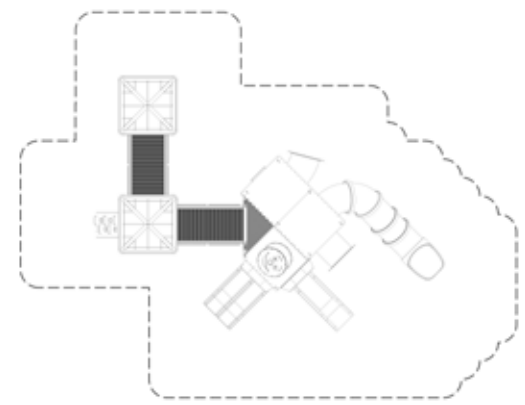
140

min. 102,00m<sup>2</sup>  
MAX 147,00m<sup>2</sup>

3 - 12

1420

1045





# 951 BASTIGLIA



840 x 890 x 370

140

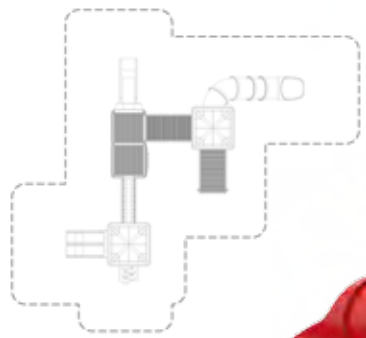
min. 98,00m<sup>2</sup>  
MAX 156,00m<sup>2</sup>

3 - 12



1290

1190



# 962 FORTEZZA



660 x 1115 x 405

150

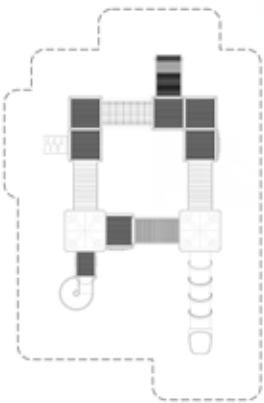
min. 117,50m<sup>2</sup>  
MAX 137,75m<sup>2</sup>

3 - 12



960

1465



## 962A FORTEZZA ARABA





# FUN COLLECTION

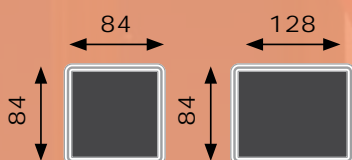


Thrilling equipment that offers boundless fun, with a low price tag is not a dream. Our Fun collection is just that. They are perfectly suited for smaller play areas. Apart from the standard range all elements are modular and can be swapped around to create the desired multi activity play tower. The Fun collection is a dream come true.

Constructed using wooden or aluminium structural poles and 84x84cm and 128x128cm decks our Fun collection is sure to offer hours of limitless fun.

6050 - REGOLO .....	49
6054 - ERIDANO .....	49
6020 - BIG TOWER .....	50
6057 - RIGEL .....	50
6024 - MINORCA .....	51
6027 - WHOOPS.....	52
6073 - GALAXY .....	52
6026 - FOREST.....	53
6013 - LITTLE CASTLE .....	53
6004 - ASIA .....	54
6060 - SIRIO .....	54
6008 - SPAGNA .....	55
6010 - CYPRO .....	55
6058 - ANDROMEDA .....	56
6059 - BETELGEUSE .....	56
6055 - PEGASO .....	57
6056 - BOREALE .....	57
6015 - BRASILE .....	58
6064 - ALTAIR .....	58
6000 - AUSTRALIA .....	59
6061 - CENTAURO .....	59
6016 - VIKING SHIP .....	60
6070 - ISOTTA .....	61
6025 - CASTELLO .....	62
6022 - RODI .....	63
6065 - ANTARES .....	65
6053 - GANIMEDE .....	66
6067 - LIBRA .....	66
6006 - MADRID .....	67
6062 - VEGA .....	68
6063 - FENIX .....	69
6002 - EUROPE .....	69
6066 - ORIONE .....	70
6700 - TYTO .....	71
6068 - MIZAR .....	72
6005 - WAVERLEY .....	73

## DECK DIMENSIONS:



ALUMINIUM SQUARE AND ROUND  
POLE - TIMBER POLE



## 6050 REGOLO

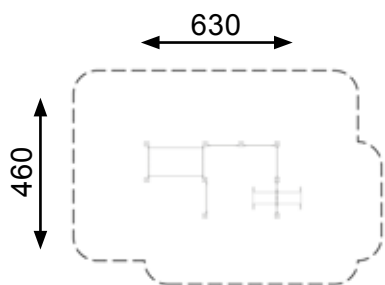


160 x 330 x 115

-

min. 27,50m<sup>2</sup>  
MAX 29,25m<sup>2</sup>

3 - 5



## 6054 ERIDANO

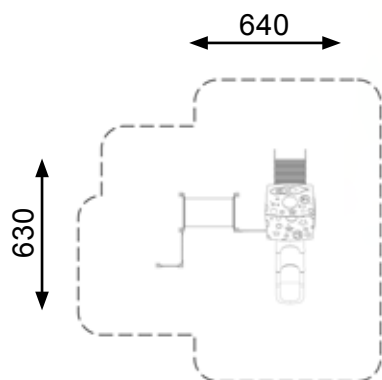


340 x 330 x 305





85

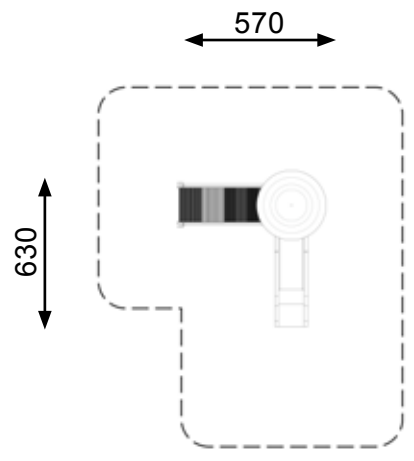
min. 36,50m<sup>2</sup>  
MAX 42,25m<sup>2</sup>

3 - 5







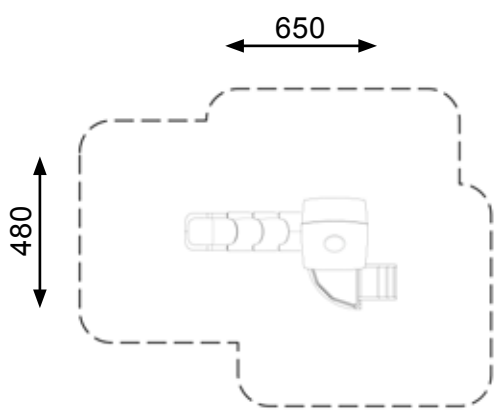
# 6020 BIG TOWER

-  280 x 270 x 360
-  140
-  min. 32,00m<sup>2</sup>  
MAX 35,75m<sup>2</sup>
-  3 - 9



# 6057 RIGEL

-  350 x 180 x 345
-  125
-  min. 28,25m<sup>2</sup>  
MAX 35,00m<sup>2</sup>
-  6 - 9



# 6024 MINORCA



365 x 290 x 340

150

min. 36,00m<sup>2</sup>  
MAX 42,00m<sup>2</sup>

6 - 12



# 6073 GALAXY



500 x 360 x 300

118

min. 58,00m<sup>2</sup>  
MAX 64,00m<sup>2</sup>

3 - 9

800

770



# 6027 WHOOPS



105 x 350 x 290

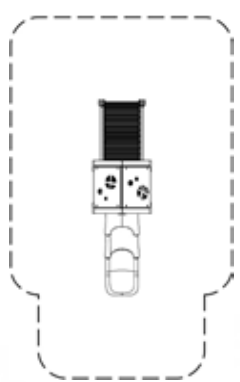
100

min. 24,50m<sup>2</sup>  
MAX 26,00m<sup>2</sup>

3 - 6

405

650



## 6026 FOREST

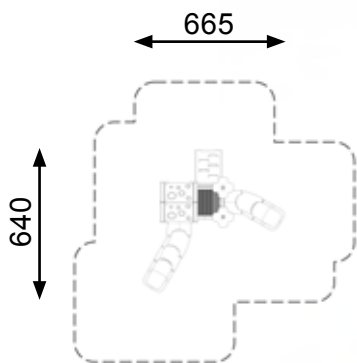


365 x 340 x 320

125

min. 38,00m<sup>2</sup>  
MAX 45,50m<sup>2</sup>

3 - 9



## 6013 LITTLE CASTLE

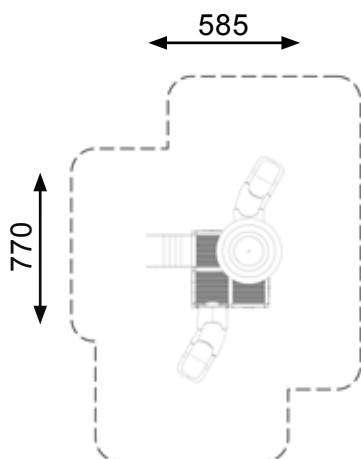


470 x 285 x 315





95

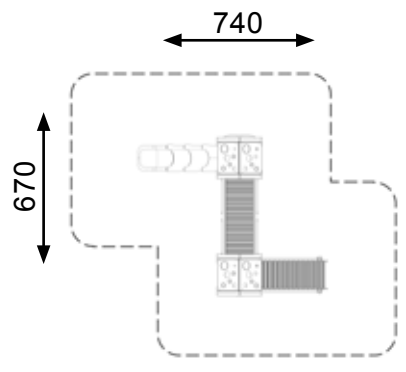
min. 41,50m<sup>2</sup>  
MAX 48,00m<sup>2</sup>

3 - 5






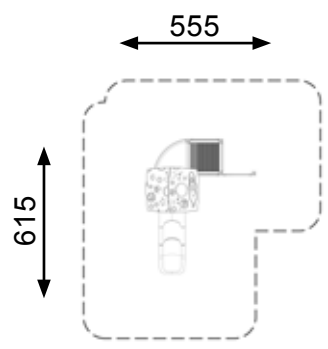
# 6004 ASIA

-  440 x 370 x 320
-  125
-  min. 40,00m<sup>2</sup>  
MAX 52,00m<sup>2</sup>
-  3 - 9



# 6060 SIRIO

-  315 x 255 x 305
-  85
-  min. 29,00m<sup>2</sup>  
MAX 33,00m<sup>2</sup>
-  3 - 5



## 6008 SPAGNA



400 x 420 x 320



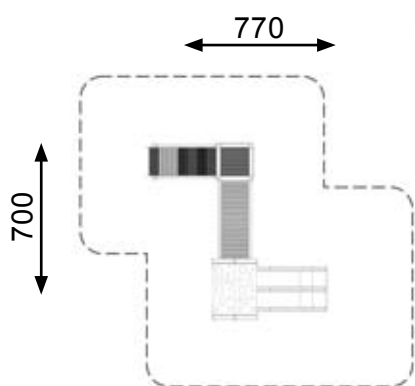
125



min. 43,00m<sup>2</sup>  
MAX 52,50m<sup>2</sup>



3 - 9



## 6010 CYPRO



400 x 445 x 320



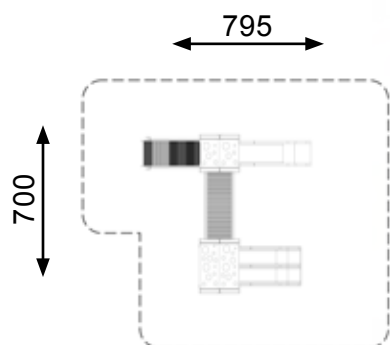
125



min. 51,50m<sup>2</sup>  
MAX 56,00m<sup>2</sup>



3 - 9





# 6058 ANDROMEDA



500 x 350 x 330

150

min. 39,00m<sup>2</sup>  
MAX 52,00m<sup>2</sup>

3 - 9



# 6059 BETELGEUSE

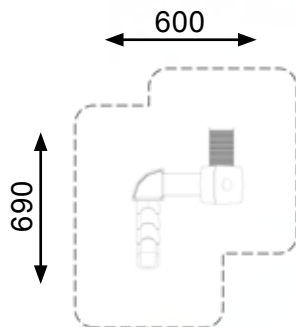


300 x 390 x 330

110

min. 36,00m<sup>2</sup>  
MAX 42,00m<sup>2</sup>

3 - 9



## 6055 PEGASO

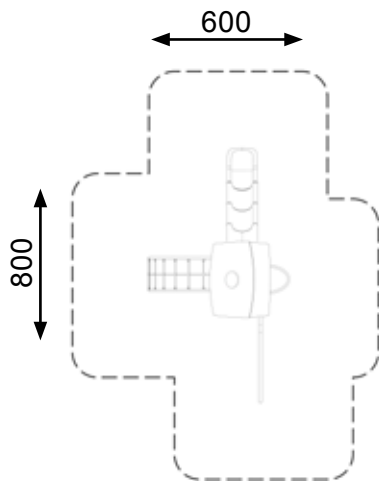


500 x 240 x 345

150

min. 37,50m<sup>2</sup>  
MAX 48,00m<sup>2</sup>

6 - 12



## 6056 BOREALE

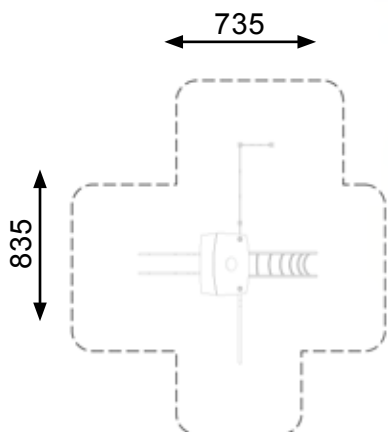


435 x 535 x 360





150

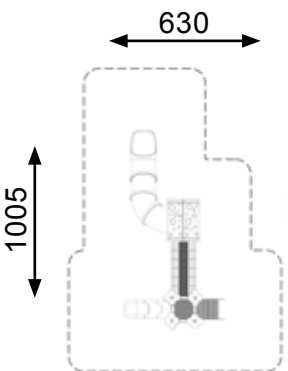
min. 46,00m<sup>2</sup>  
MAX 63,75m<sup>2</sup>

6 - 12





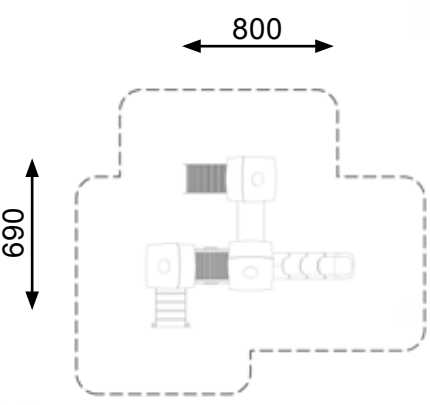
# 6015 BRASILE

-  330 x 655 x 310
-  110
-  min. 56,50m<sup>2</sup>  
MAX 65,00m<sup>2</sup>
-  3 - 9







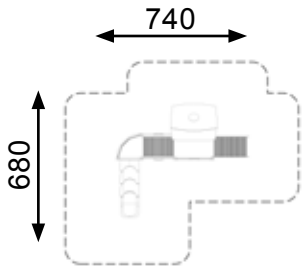
# 6064 ALTAIR

-  500 x 390 x 330
-  110
-  min. 46,00m<sup>2</sup>  
MAX 56,00m<sup>2</sup>
-  3 - 9







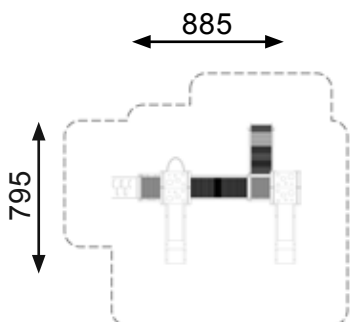
# 6061 CENTAURO

-  440 x 380 x 345
-  125
-  min. 38,75m<sup>2</sup>  
MAX 52,50m<sup>2</sup>
-  3 - 9







# 6000 AUSTRALIA

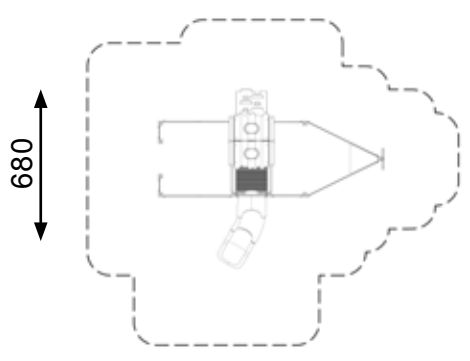
-  445 x 585 x 340
-  140
-  min. 62,50m<sup>2</sup>  
MAX 72,00m<sup>2</sup>
-  3 - 12



# 6016 VIKING SHIP

780

-  380 x 480 x 280
-  100
-  min. 43,50m<sup>2</sup>  
MAX 56,00m<sup>2</sup>
-  3 - 9



# 6070 ISOTTA

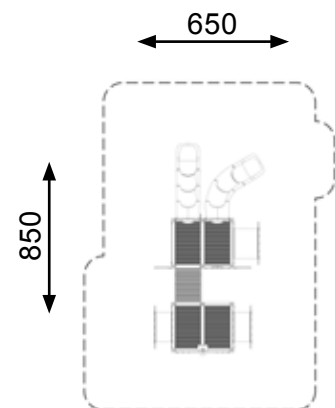


550 x 285 x 305

125

min. 49,75m<sup>2</sup>  
MAX 52,25m<sup>2</sup>

3 - 12



# 6025 CASTELLO



600 x 430 x 270

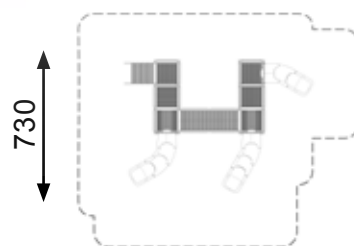
130

min. 60,00m<sup>2</sup>  
MAX 67,50m<sup>2</sup>

3 - 9



900



# 6025A CASTELLO DEL DESERTO



# 6022 RODI



490 x 590 x 360

140

min. 59,50m<sup>2</sup>  
MAX 76,00m<sup>2</sup>

3 - 12

940

790







FUN COLLECTION



# 6065 ANTARES



770 x 470 x 345

125

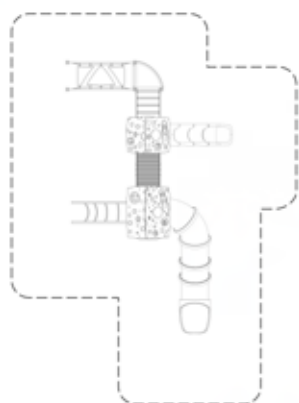
min. 69,75m<sup>2</sup>  
MAX 86,25m<sup>2</sup>

6 - 12



770

1120



# 6067 LIBRA



560 x 365 x 345



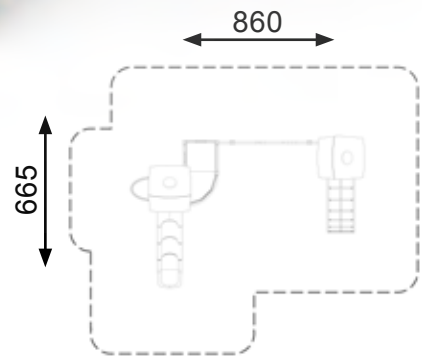
150



min. 50,75m<sup>2</sup>  
MAX 55,25m<sup>2</sup>



6 - 12



# 6053 GANIMEDE



640 x 470 x 200



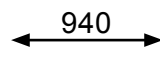
150



min. 53,75m<sup>2</sup>  
MAX 71,25m<sup>2</sup>



6 - 12



# 6006 MADRID

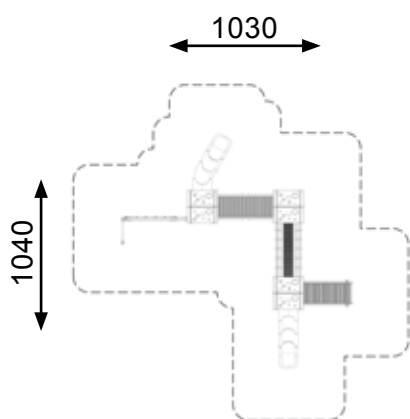


740 x 730 x 340

150

min. 69,25m<sup>2</sup>  
MAX 110,25m<sup>2</sup>

3 - 12



# 6062 VEGA

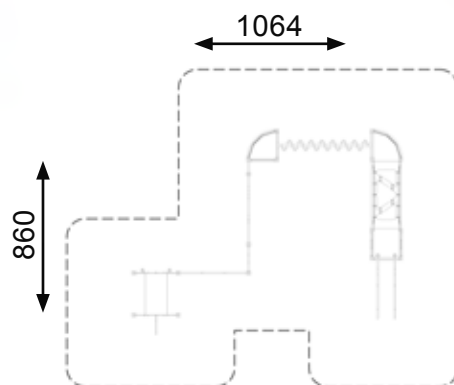
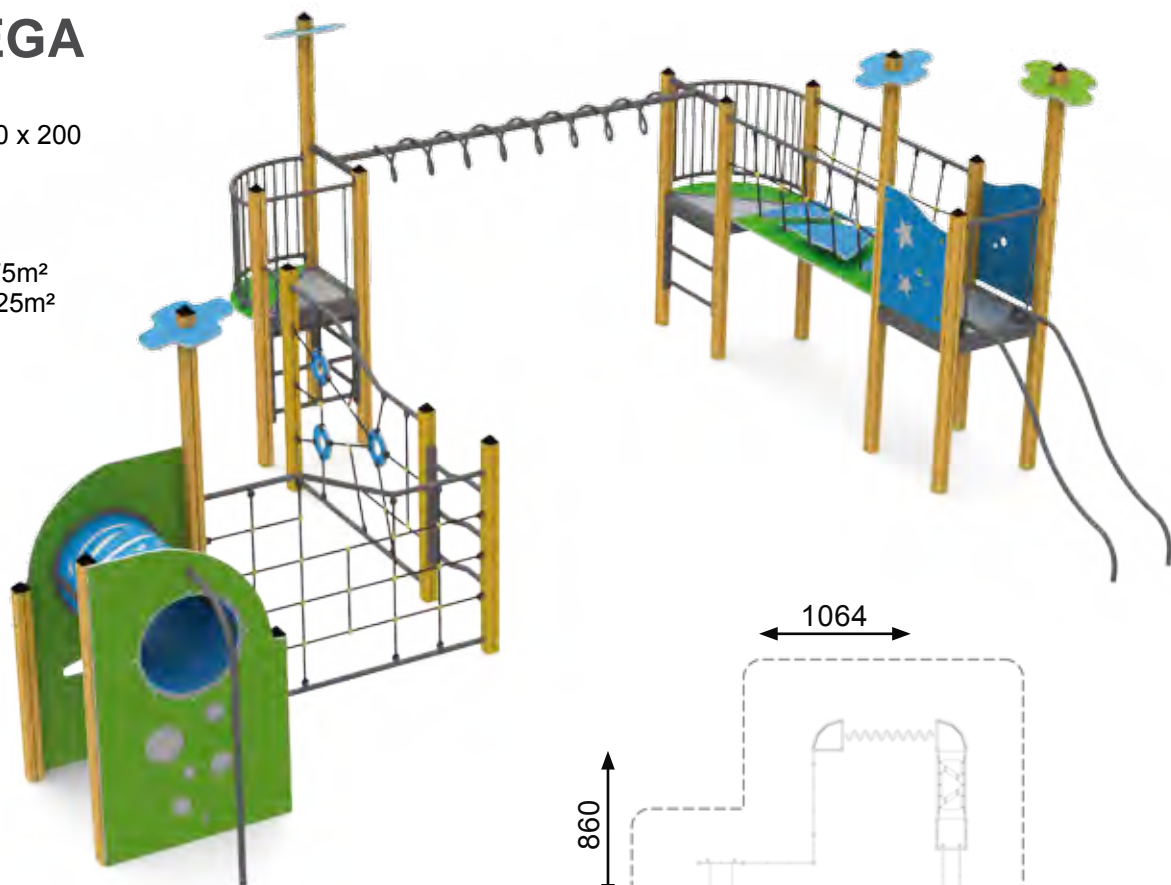


764 x 560 x 200

170

min. 74,75m<sup>2</sup>  
MAX 89,25m<sup>2</sup>

6 - 12



# 6062A VEGA OASIS

## 6002 EUROPE



600 x 300 x 320



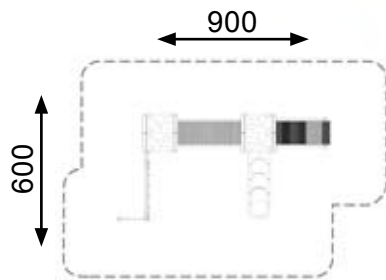
150



min. 49,50m<sup>2</sup>  
MAX 54,00m<sup>2</sup>



3 - 12



## 6063 FENIX



960 x 560 x 240



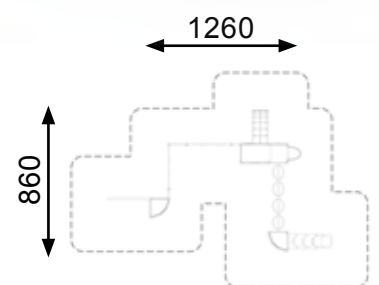
170



min. 77,75m<sup>2</sup>  
MAX 110,50m<sup>2</sup>





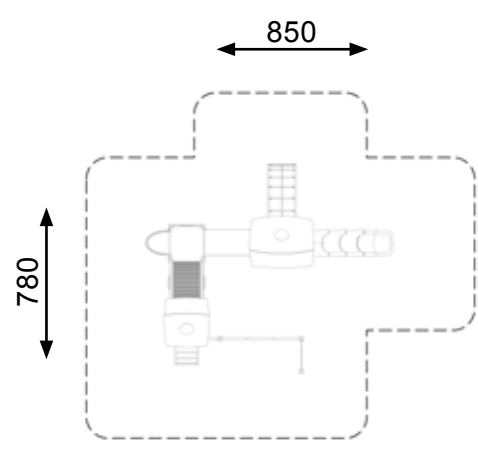
6 - 12





# 6066 ORIONE

-  550 x 480 x 345
-  150
-  min. 58,25m<sup>2</sup>  
MAX 68,00m<sup>2</sup>
-  6 - 12



# 6700 TYTO

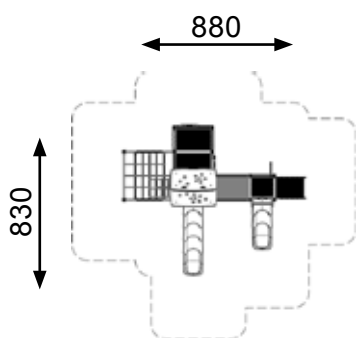


580 x 480 x 350

155

min. 58,25m<sup>2</sup>  
MAX 76,50m<sup>2</sup>

3 - 12

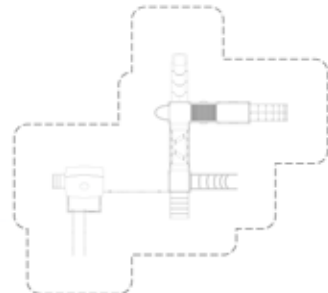






1215

1085



# 6068 MIZAR



915 x 785 x 345  
 150  
 min. 83,75m<sup>2</sup>  
 MAX 132,00m<sup>2</sup>  
 6 - 12





## 6005 WAVERLEY

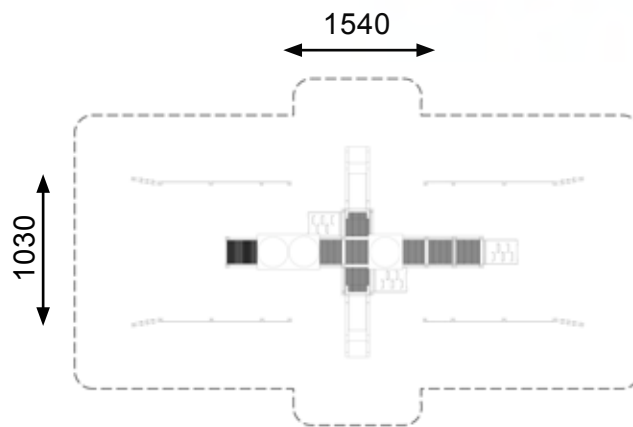


1240 x 630 x 345

155

min. 126,00m<sup>2</sup>  
MAX 150,00m<sup>2</sup>

6 - 12



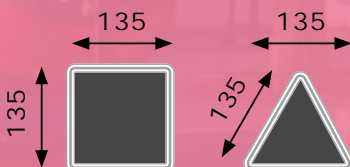
# ESA



ESA is a small range of Extra, Strong, Amenities offering kids the ideal background for imaginative, passive and active play in a larger than usual setting. Constructed using our extremely durable patented round aluminium posts and extra-large decks, they are ideal for larger play areas due to their bigger dimensions.

721 - EASY OPEN .....	75
710 - GIROTONDO .....	76
711 - VIRGOLA .....	77
766 - GRANCHIO .....	78
797 - MONTE PALOMAR .....	79
6850 - VERTIGO .....	80
793 - FARO .....	81
960 - COLOSSEO .....	82
769 - BRICOLA .....	83
790 - VASCELLO PIRATA .....	84
770 - THE SAILING MONTY .....	85

## DECK DIMENSIONS:



ALUMINIUM ROUND POLE



# 721 EASY-OPEN



390 x 385 x 300

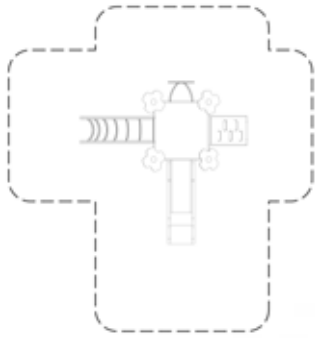
140

min. 40,50m<sup>2</sup>  
MAX 52,50m<sup>2</sup>

6 - 12

690

735



# 710 GIROTONDO

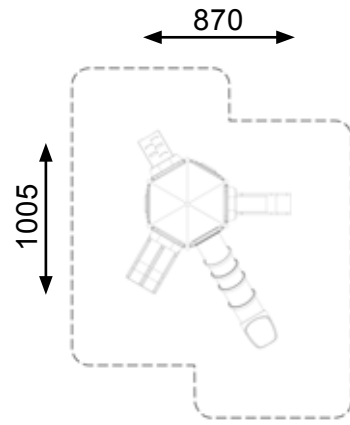


655 x 470 x 280

125

min. 69,50m<sup>2</sup>  
MAX 85,00m<sup>2</sup>

6 - 12



# 711 VIRGOLA



580 x 510 x 280

145

min. 59,25m<sup>2</sup>  
MAX 72,00m<sup>2</sup>





6 - 12

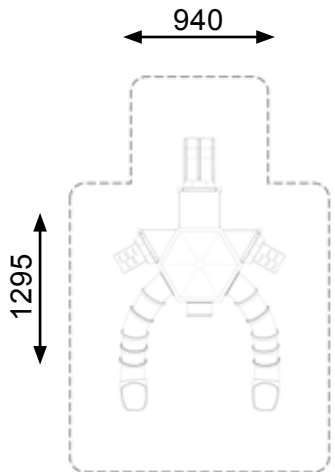
810

880



# 766 GRANCHIO

-  850 x 640 x 425
-  125
-  min. 96,50m<sup>2</sup>  
MAX 123,50m<sup>2</sup>
-  6 - 12



# 797 MONTE PALOMAR



665 x 810 x 480

180


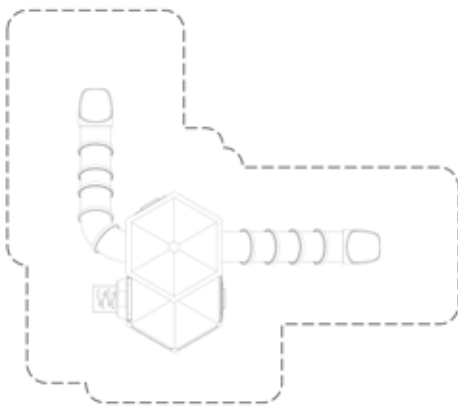
min. 76,75m<sup>2</sup>  
MAX 115,00m<sup>2</sup>

6 - 12



1160

1015





# 6850 VERTIGO

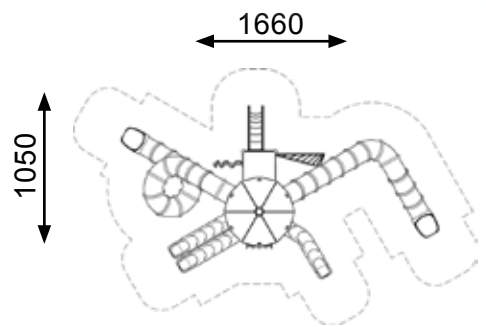


1300 x 700 x 620

180

min. 133,75m<sup>2</sup>  
MAX 173,25m<sup>2</sup>

5 - 12



# 793 FARO

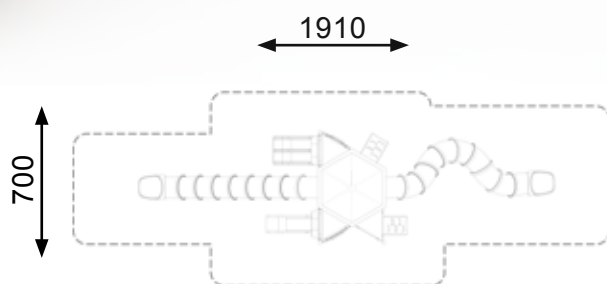


1510 x 400 x 640

300

min. 109,25m<sup>2</sup>  
MAX 133,00m<sup>2</sup>

6 - 12



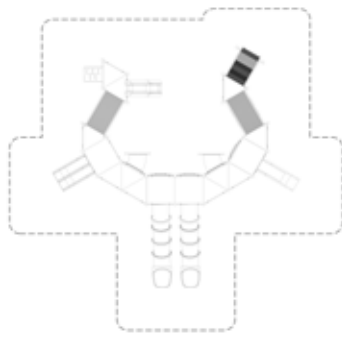


# 960 COLOSSEO

-  1130 x 1150 x 340
-  140
-  min. 165,75m<sup>2</sup>  
MAX 232,50m<sup>2</sup>
-  3 - 12

1550

1480



# 769 BRICOLA



720 x 520 x 400

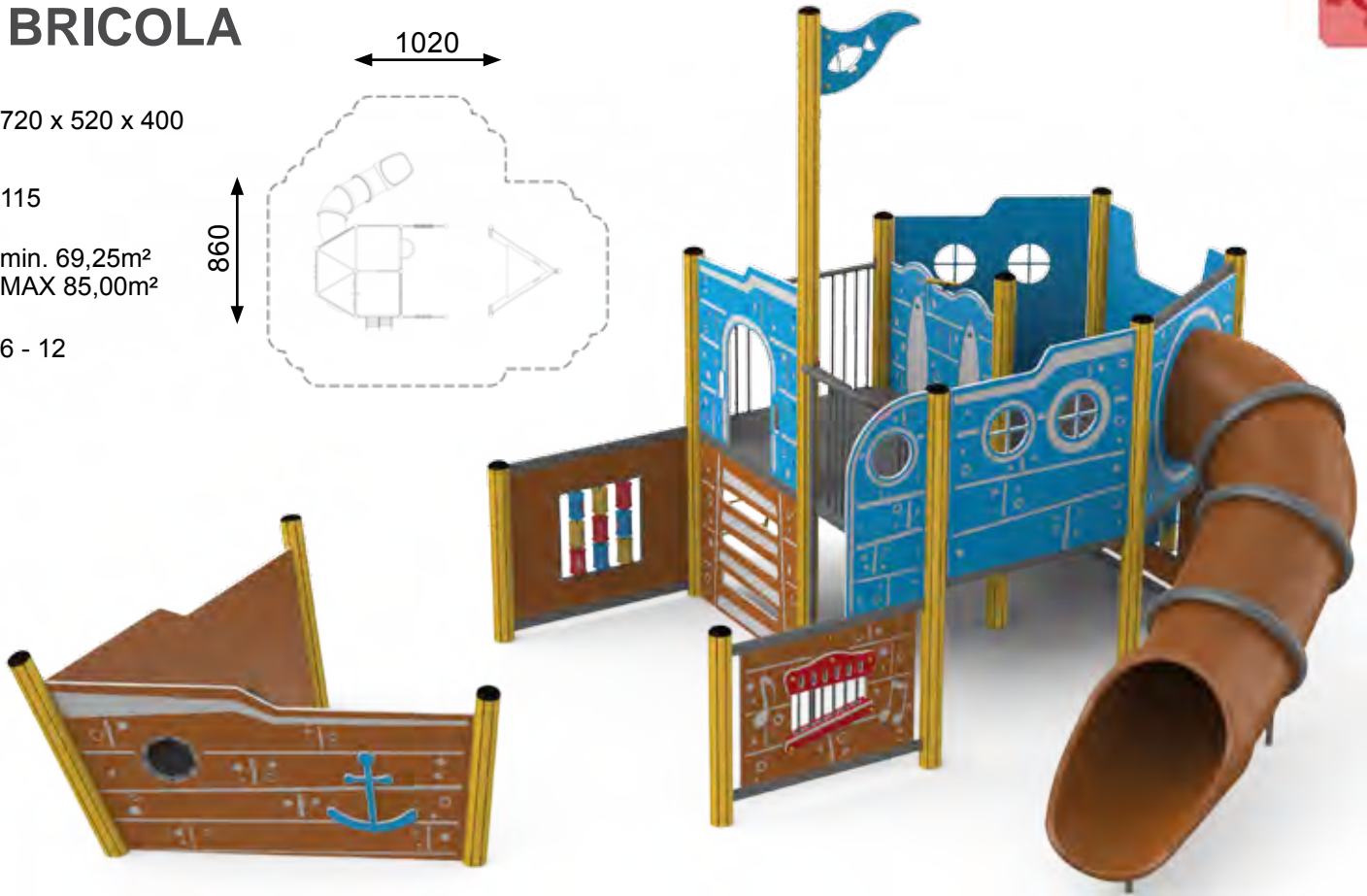
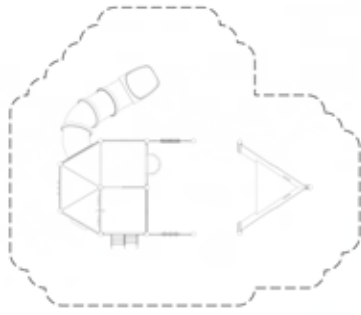
115

min. 69,25m<sup>2</sup>  
MAX 85,00m<sup>2</sup>

6 - 12

1020





860

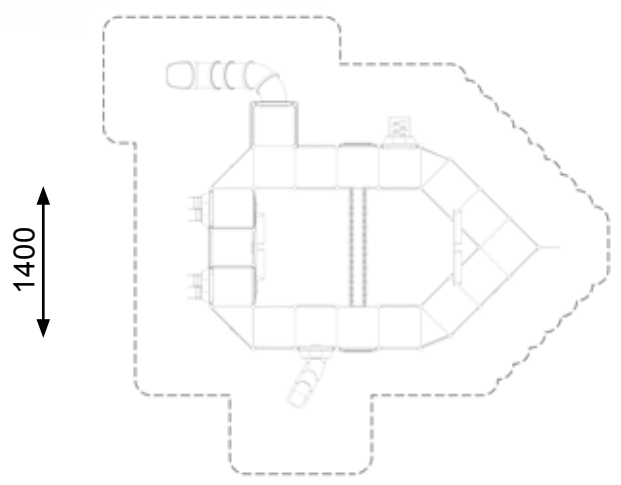




1650

# 790 VASCELLO PIRATA

-  1250 x 1100 x 550
-  170
-  min. 164,25m<sup>2</sup>  
MAX 231,00m<sup>2</sup>
-  6 - 12



# 770 THE SAILING MONTY



2600 x 1250 x 580

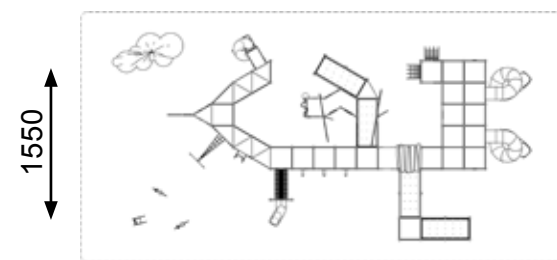
270

465,00m<sup>2</sup>

3 - 12



3000



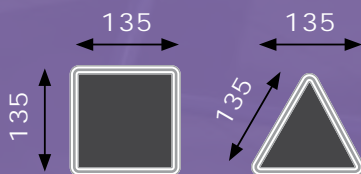
# dYnamics



dYnamics is a futuristic line specifically designed and scaled for older children and young adults. Each configuration offers challenging physical activities that help develop body strength. Constructed using our patented round aluminium poles and triangular decks, together with the modern design, this makes dYnamics a sure hit with youngsters.

YS200 - HYDRA .....	87
YS400 - LEO .....	87
YS300 - TUCANA .....	88
YS800 - DORADO .....	88
YS600 - VELA .....	89
YS700 - LYRA .....	90
YS900 - AURIGA .....	91
YS500 - CARINA .....	91
YX111 - VIK .....	92
YX222 - BIXY .....	92
YX111 - YAMA.....	93

## DECK DIMENSIONS:



ALUMINIUM ROUND POLE



# YS200 HYDRA



760 x 460 x 305

240

min. 56,75m<sup>2</sup>  
MAX 78,75m<sup>2</sup>

10 - 12

1060

760



# YS400 LEO



410 x 845 x 305

240

min. 59,75m<sup>2</sup>  
MAX 80,50m<sup>2</sup>

10 - 12

1145

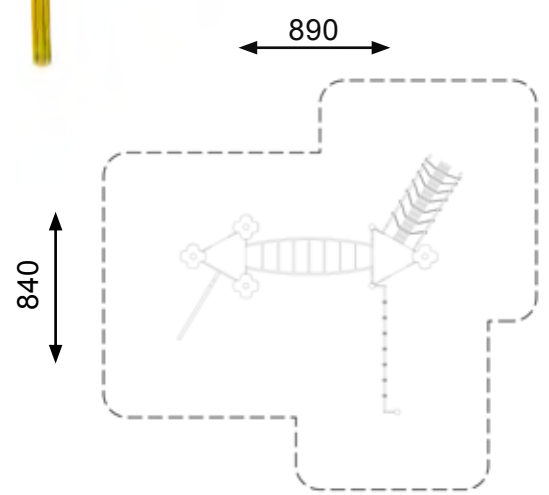
710







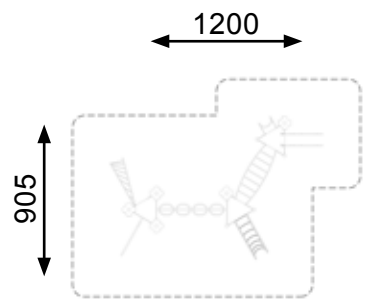
# YS300 TUCANA

-  590 x 540 x 305
-  240
-  min. 60,25m<sup>2</sup>  
MAX 76,50m<sup>2</sup>
-  10 - 12



# YS800 DORADO

-  605 x 900 x 305
-  240
-  min. 90,00m<sup>2</sup>  
MAX 108,00m<sup>2</sup>
-  10 - 12



# YS600 VELA

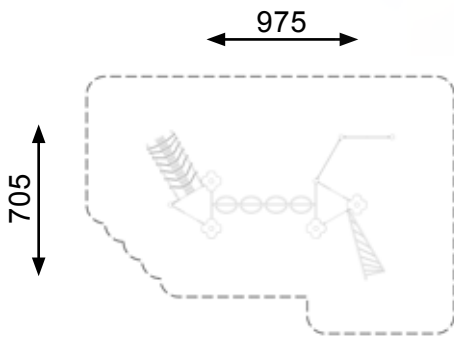
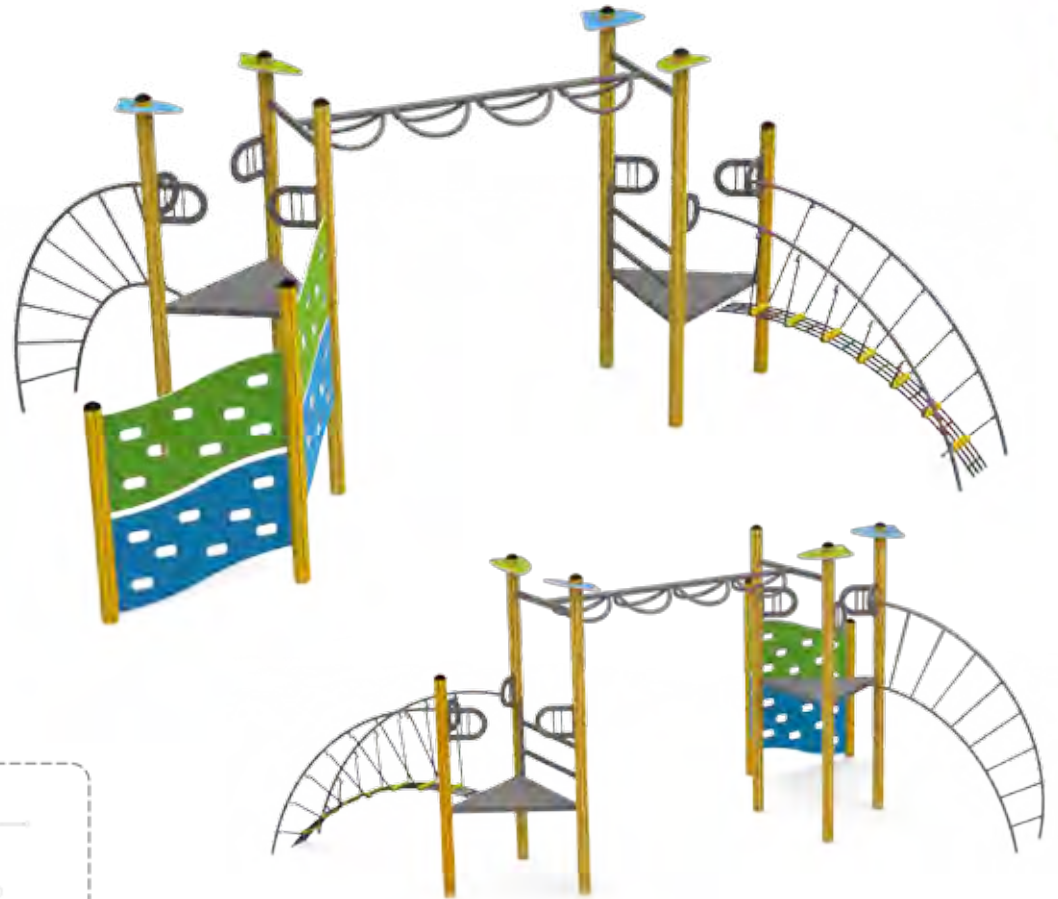


405 x 675 x 305

240

min. 61,50m<sup>2</sup>  
MAX 70,00m<sup>2</sup>

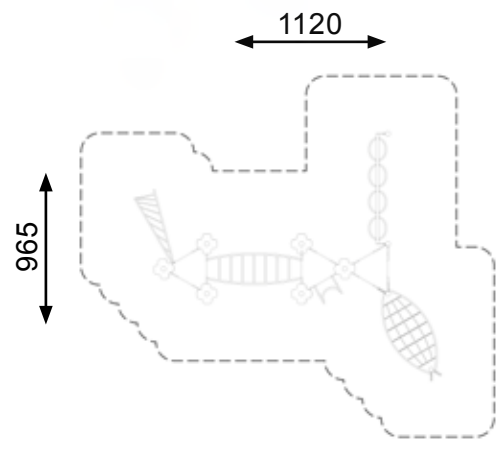
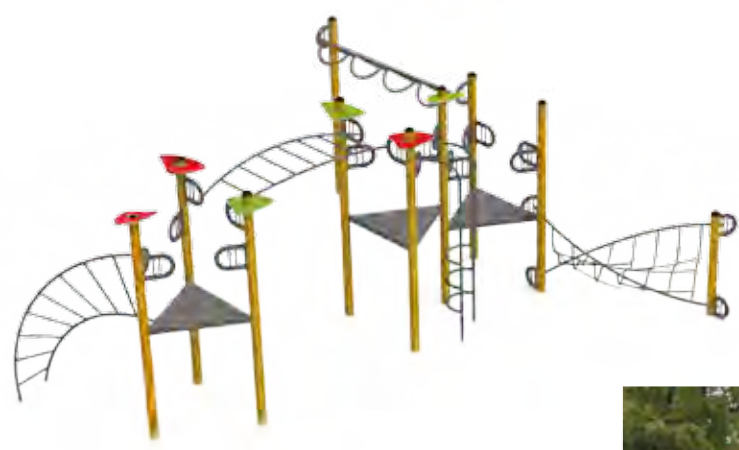
10 - 12



# YS700 LYRA



665 x 820 x 305  
240  
min. 74,55m<sup>2</sup>  
MAX 105,00m<sup>2</sup>  
10 - 12



# YS500 CARINA

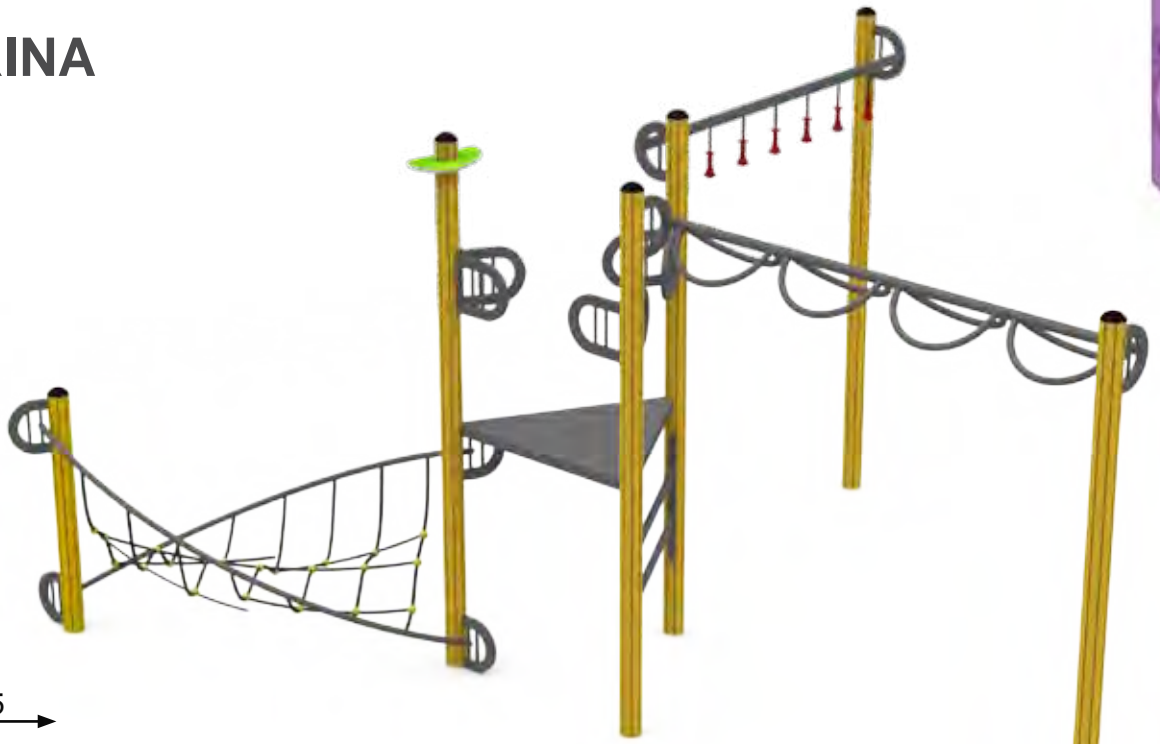


505 x 665 x 305

240

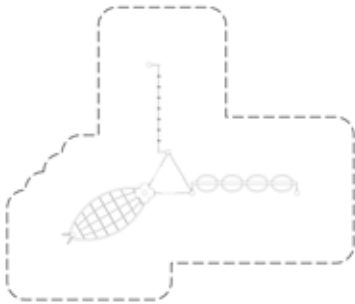
min. 48,00m<sup>2</sup>  
MAX 76,00m<sup>2</sup>

10 - 12



965

805



# YS900 AURIGA




310 x 345 x 305

150

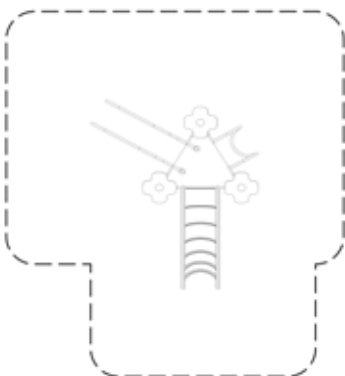
min. 35,00m<sup>2</sup>  
MAX 39,00m<sup>2</sup>

10 - 12



610

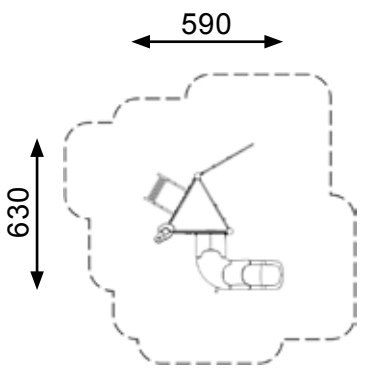
645



[www.playandsports.co.uk](http://www.playandsports.co.uk)

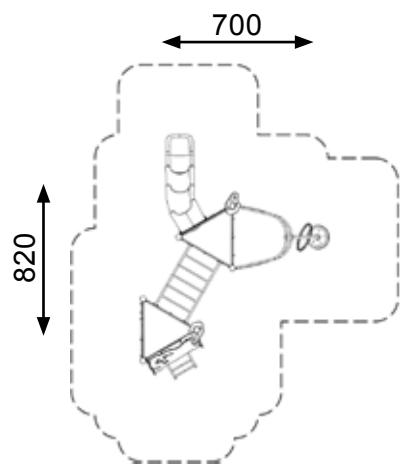
# YX111 VIK

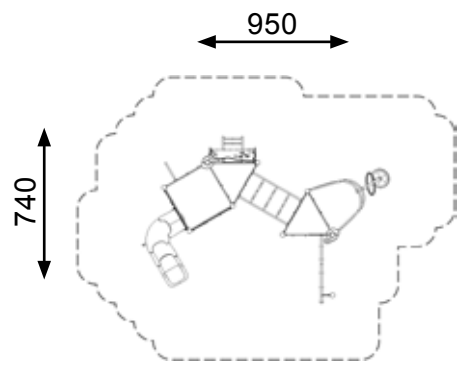
	290 x 310 x 330
	150
	min. 29,75m <sup>2</sup> MAX 36,00m <sup>2</sup>
	8 - 12



# YX222 BIXY

	520 x 400 x 330
	200
	min. 43,00m <sup>2</sup> MAX 59,50m <sup>2</sup>
	8 - 12





## YX333 YAMA



650 x 440 x 330

200

min. 61,75m<sup>2</sup>  
MAX 75,00m<sup>2</sup>

8 - 12



# PLAYGROUND ESSENTIALS



PANNELLI GIOCO / PLAYPANELS .....	95
SCIVOLI / SLIDES .....	97
ALTALENE / SWINGS .....	102
ARRAMPICATE / CLIMBINGS .....	105
GIOSTRE / ROUNDABOUTS .....	117
SABBIERE / SAND BOXES .....	119
CASSETTE / HOUSES .....	121
VARI / VARIOUS .....	126
GIOCHI A MOLLA / SPRING TOYS .....	133
BILICI / SEE-SAWS .....	137
EDUCAZIONE STRADALE.....	141
ROAD AWARENESS	

From swings to slides, from climbs to spring toys, all of the Swinging, Sliding, Rotating, Rocking and Climbing are the principles of play and this is exactly what our Essential range of products offer. No play area is complete without them, they are built to last from top quality raw materials and offer guaranteed fun and durability.

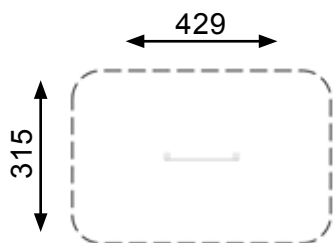


129 x 15 x 110

-

min. 13,50m<sup>2</sup>  
MAX 13,50m<sup>2</sup>

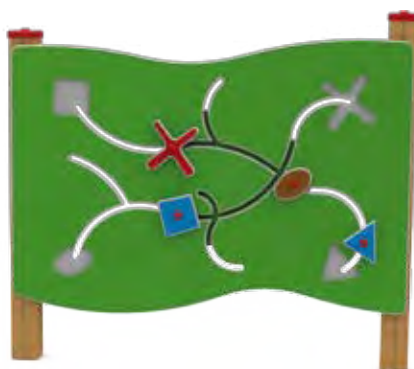
3 - 9



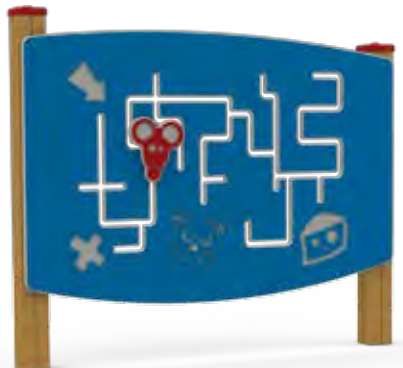
**PGS001 CAMPANE**



**PGS002 FLIPPER**



**PGS003 INCASTRO**



**PGS004 LABIRINTO**



**PGS005 ABACUS**



**PGS006 INGRANAGGI**



**PGS007 TRIS**



# PGS010 CARTA, SASSO, FORBICE



PGS011  
SPECCHIO DEFORMANTE



PGS008 TIRO A SEGNO

## 477 NINA

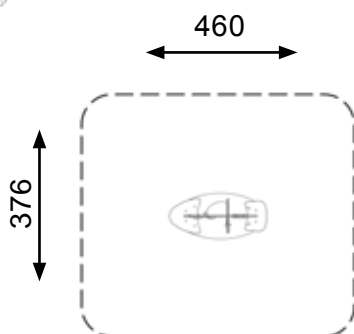


160 x 76 x 130

60

min. 18,00m<sup>2</sup>  
MAX 18,00m<sup>2</sup>

3 - 9





**320 CANGURO**

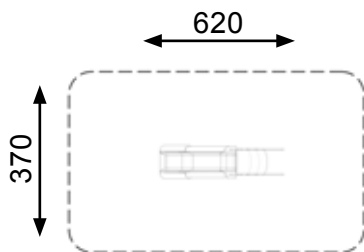


270 x 70 x 170

85

min. 26,00m<sup>2</sup>  
MAX 26,00m<sup>2</sup>

3 - 5







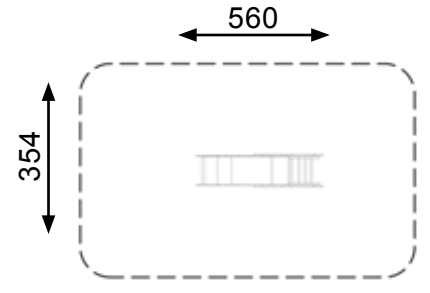
**325 EL PERRO**









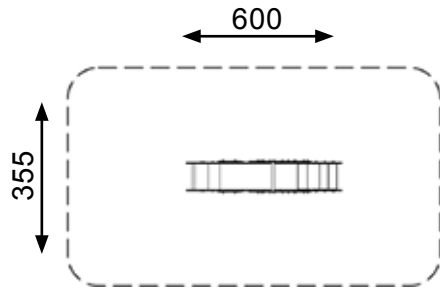
### 335 SCIVOLO INOX

-  210 x 55 x 170
-  90
-  min. 19,25m<sup>2</sup>  
MAX 19,25m<sup>2</sup>
-  6 - 9



### 305 BLUB

-  250 x 55 x 170
-  90
-  min. 21,00m<sup>2</sup>  
MAX 21,00m<sup>2</sup>
-  3 - 7



## 300 SCIVOLO CON SCALA

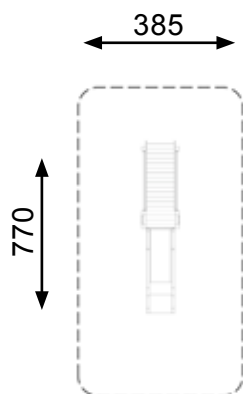


420 x 85 x 235

140

min. 30,00m<sup>2</sup>  
MAX 30,00m<sup>2</sup>

3 - 12



## 301 SCIVOLO CON RAMPA

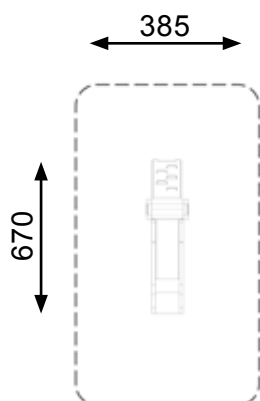


320 x 85 x 235





140

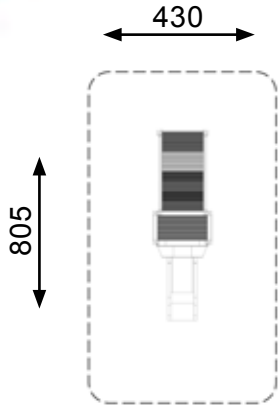
min. 28,00m<sup>2</sup>  
MAX 28,00m<sup>2</sup>

3 - 12







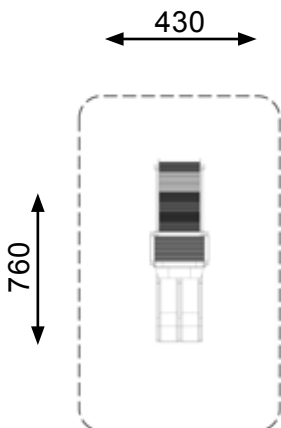
# 900 TORRETTA

-  455 x 130 x 255
-  140
-  min. 36,00m<sup>2</sup>  
MAX 36,00m<sup>2</sup>
-  3 - 12



# 901 TORRETTA

-  410 x 130 x 240
-  125
-  min. 33,75m<sup>2</sup>  
MAX 33,75m<sup>2</sup>
-  3 - 12



## 903 TORRETTA TUBO




455 x 290 x 245

125

min. 41,50m<sup>2</sup>  
MAX 47,50m<sup>2</sup>

3 - 12



## 904 TORRETTA TUBO



570 x 220 x 245

125

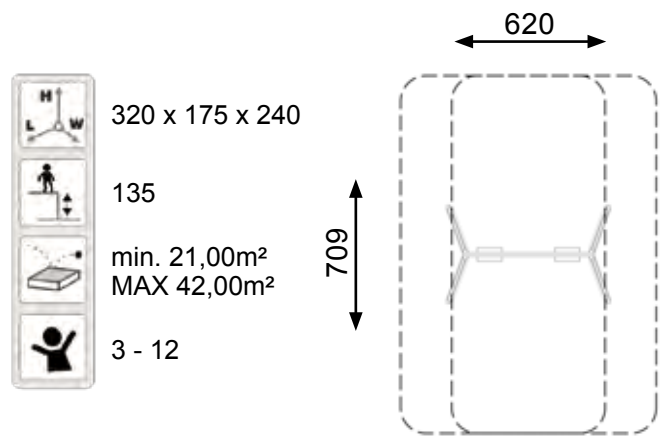
min. 40,00m<sup>2</sup>  
MAX 45,00m<sup>2</sup>

3 - 12





201 ALTALENA



200 ALTALENA

205 MAXA  
(TIMBER)  
905 MAXA  
(ALUMINIUM)





## 909 ALTALENA

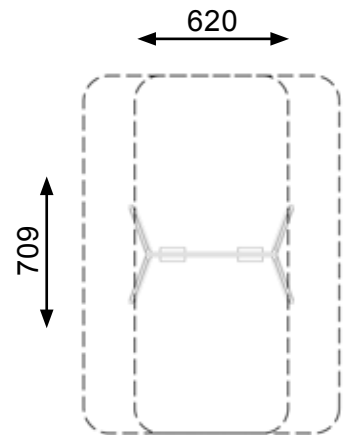


320 x 175 x 240

135

min. 21,00m<sup>2</sup>  
MAX 42,00m<sup>2</sup>

3 - 12



## 910 ALTALENA

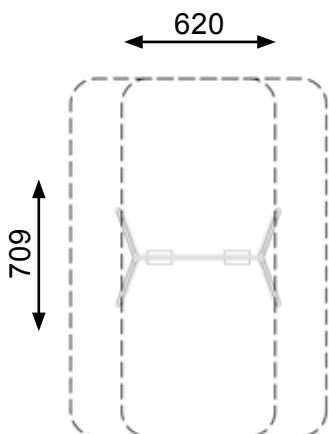


320 x 175 x 240

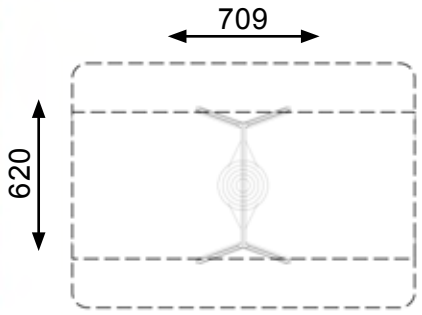
135



min. 21,00m<sup>2</sup>  
MAX 42,00m<sup>2</sup>

3 - 12











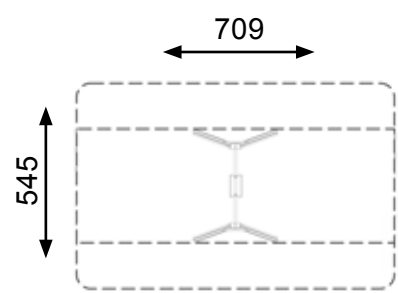
-  320 x 175 x 240
-  135
-  min. 21,00m<sup>2</sup>  
MAX 42,00m<sup>2</sup>
-  3 - 12







## 911 ALTALENA NIDO

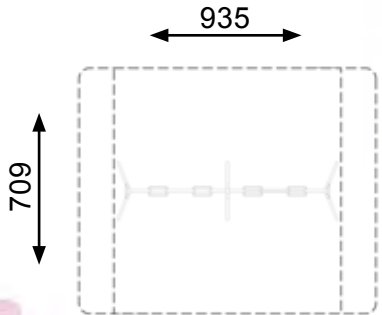
## 202 ALTALENA SINGOLA

-  245 x 175 x 240
-  135
-  min. 17,50m<sup>2</sup>  
MAX 38,50m<sup>2</sup>
-  3 - 12



## 912 ALTALENA 4 POSTI

-  635 x 175 x 240
-  135
-  min. 45,50m<sup>2</sup>  
MAX 66,50m<sup>2</sup>
-  3 - 12





## 226 PALESTRA BABY



250 x 130 x 200



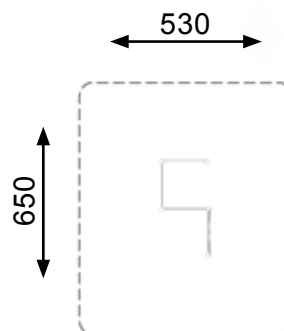
200



min. 35,75m<sup>2</sup>  
MAX 35,75m<sup>2</sup>



6 - 12



## 225 ARRAMPICATA



200 x 110 x 120



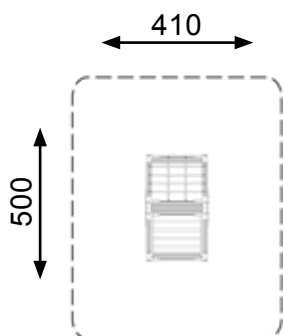
120



min. 20,00m<sup>2</sup>  
MAX 20,00m<sup>2</sup>



3 - 9



## 406 PERCORSO MOBILE



115 x 205 x 105



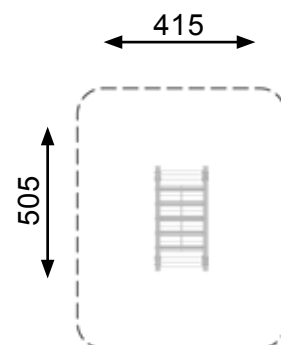
31,5

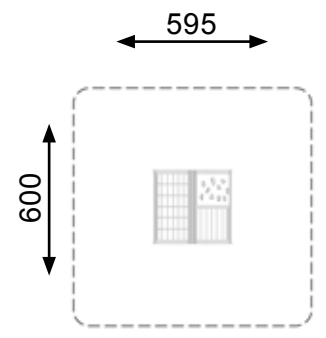


min. 20,00m<sup>2</sup>  
MAX 20,00m<sup>2</sup>



6 - 9





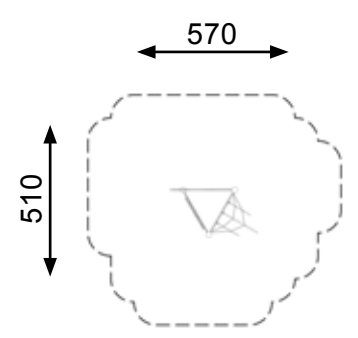
### 235 EVEREST

- 200 x 195 x 180
- 180
- min. 36,00m<sup>2</sup>  
MAX 36,00m<sup>2</sup>
- 6 - 12



### 233 GULLYVER

- 170 x 110 x 270
- 200
- min. 23,75m<sup>2</sup>  
MAX 27,50m<sup>2</sup>
- 10 - 12





## 232 ARAKNA

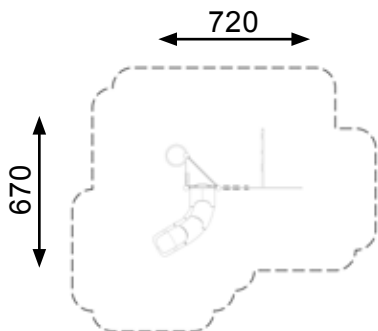


350 x 320 x 250

200

min. 39,75m<sup>2</sup>  
MAX 48,75m<sup>2</sup>

6 - 12



## 220 PALESTRA ESAGONALE

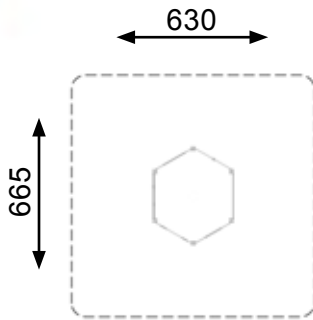


265 x 230 x 250

230

min. 42,25m<sup>2</sup>  
MAX 42,25m<sup>2</sup>

6 - 12



## 916 PALESTRA ESAGONALE

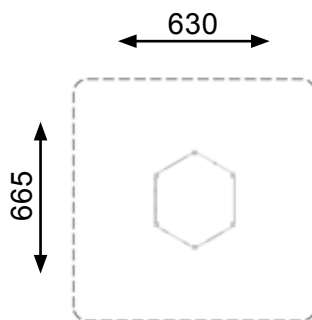


265 x 230 x 200

200

min. 42,25m<sup>2</sup>  
MAX 42,25m<sup>2</sup>

6 - 12



## 425 RETE CIRCOLARE

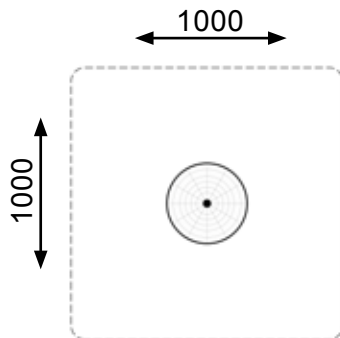


Ø300 x 400

300

min. 100,00m<sup>2</sup>  
MAX 100,00m<sup>2</sup>

6 - 12



## RT7600 PYRA-NET



Ø380 x 250

95

49,00m<sup>2</sup>

3 - 12

**VARIE DIMENSIONI DISPONIBILI  
A RICHIESTA**

**VARIOUS DIMENSIONS AVAILABLE  
ON REQUEST**

## RT8700 BOING

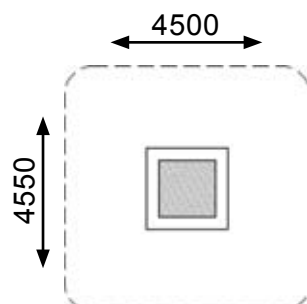


1500 x 1500

-

20,25m<sup>2</sup>

3 - 12





# 2598 TOD



215 x 150 x 135  
100  
min. 21,00m<sup>2</sup>  
MAX 22,50m<sup>2</sup>  
3 - 9

515

450



## 2597 LAIA



245 x 60 x 200




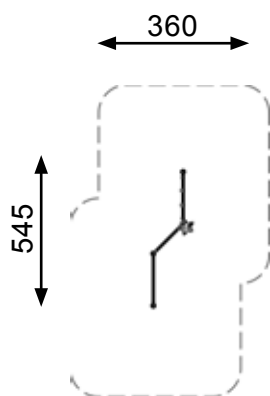
120



min. 17,25m<sup>2</sup>  
MAX 19,25m<sup>2</sup>



3 - 9



## 2599 ZUKI



270 x 210 x 270



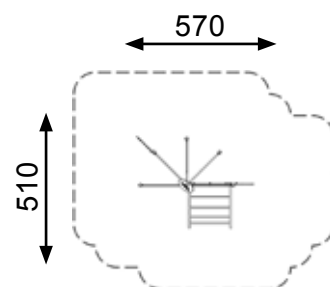
100



min. 27,00m<sup>2</sup>  
MAX 30,00m<sup>2</sup>







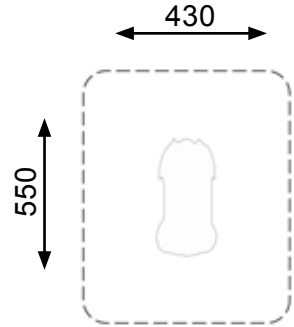
3 - 9









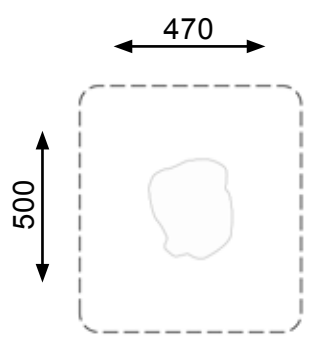
# CW010 TOMMY

-  250 x 130 x 150
-  150
-  min. 24,75m<sup>2</sup>  
MAX 24,75m<sup>2</sup>
-  3 - 6







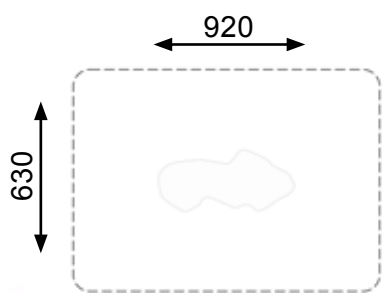
# CW020 ROCCIA

-  200 x 170 x 150
-  150
-  min. 22,50m<sup>2</sup>  
MAX 22,50m<sup>2</sup>
-  3 - 6



# CW040 GRANDE ROCCIA

-  400 x 180 x 220
-  220
-  min. 58,50m<sup>2</sup>  
MAX 58,50m<sup>2</sup>
-  4 - 10



## 7549 TOTH

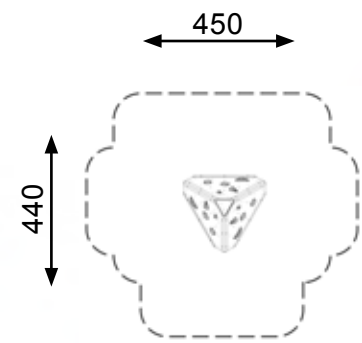


150 x 140 x 125

125

min. 19,00m<sup>2</sup>  
MAX 20,25m<sup>2</sup>

5 - 12



## 7551 ATUM


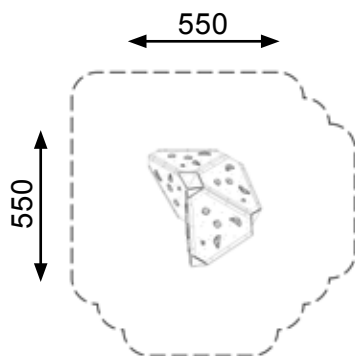


220 x 230 x 170

170

min. 27,25m<sup>2</sup>  
MAX 30,25m<sup>2</sup>

5 - 12



## 7550 NEFERTITI

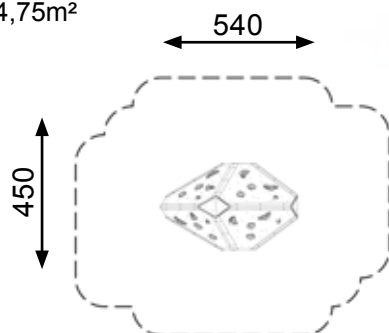


240 x 150 x 145

145

min. 22,25m<sup>2</sup>  
MAX 24,75m<sup>2</sup>

5 - 12



## 7553 AMON

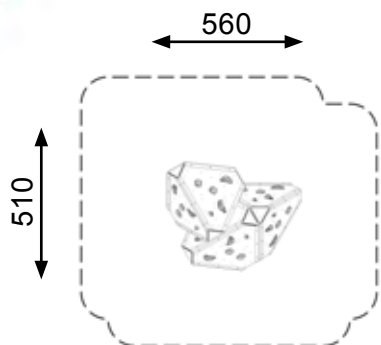


250 x 200 x 160

160

min. 26,50m<sup>2</sup>  
MAX 27,50m<sup>2</sup>

5 - 12



## 7552 HORUS

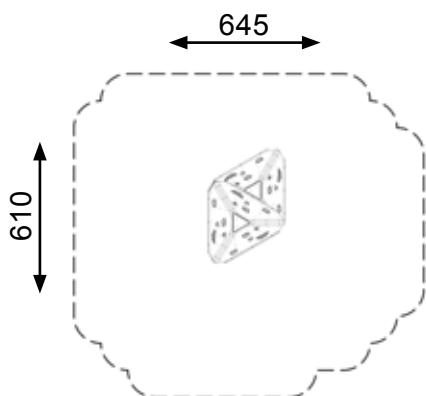


210 x 145 x 250

250

min. 35,50m<sup>2</sup>  
MAX 39,00m<sup>2</sup>

5 - 12



## 7554 BASTET



330 x 300 x 210



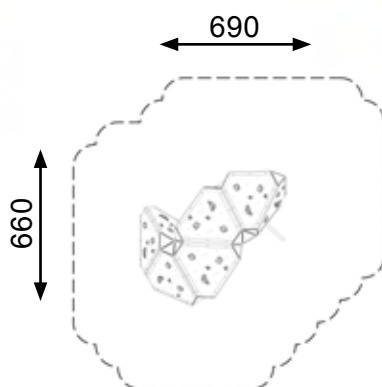
210



min. 42,25m<sup>2</sup>  
MAX 49,00m<sup>2</sup>



5 - 12



## 7555 ANUBI



290 x 320 x 275



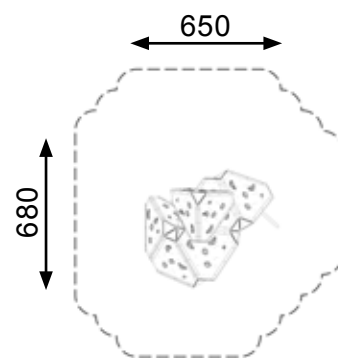
275



min. 40,00m<sup>2</sup>  
MAX 45,50m<sup>2</sup>







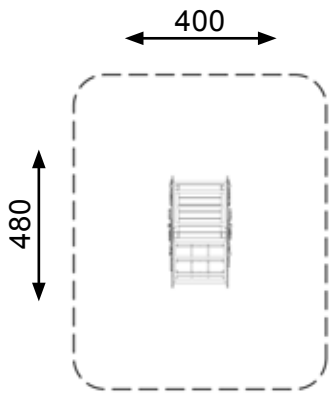
5 - 12









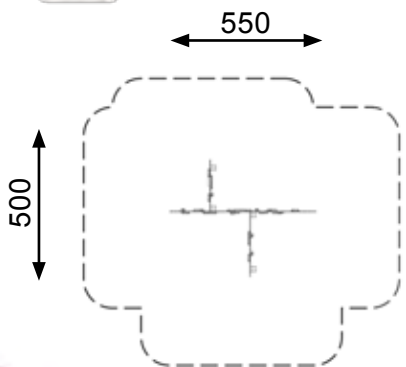
## 234 ROCCO

-  180 x 100 x 150
-  150
-  min. 20,00m<sup>2</sup>  
MAX 20,00m<sup>2</sup>
-  3 - 9



## 229 KALALU

-  250 x 200 x 150
-  150
-  min. 24,50m<sup>2</sup>  
MAX 27,50m<sup>2</sup>
-  3 - 9



## 440 ESTATE

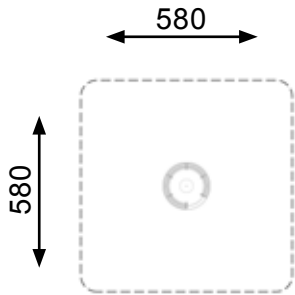


Ø180 x 90

-

min. 49,00m<sup>2</sup>  
MAX 49,00m<sup>2</sup>

3 - 12



CON SISTEMA FRENANTE  
WITH BRAKING SYSTEM



## 441 PRIMAVERA

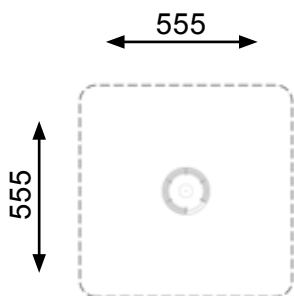


Ø155 x 90





-

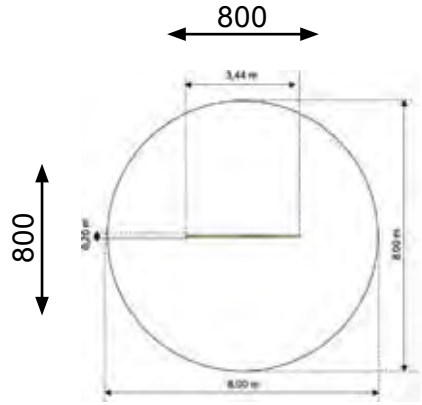
min. 42,25m<sup>2</sup>  
MAX 42,25m<sup>2</sup>

3 - 12








# GM0712 ZEPHYR

-  344 x 20 x 250
-  184
-  min. 64,00m<sup>2</sup>  
MAX 64,00m<sup>2</sup>
-  5 - 15







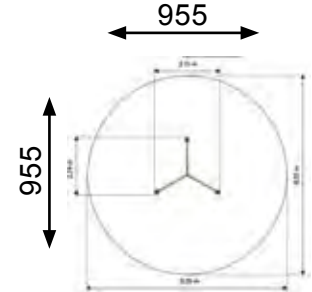
# GM0722 MONSOON 2

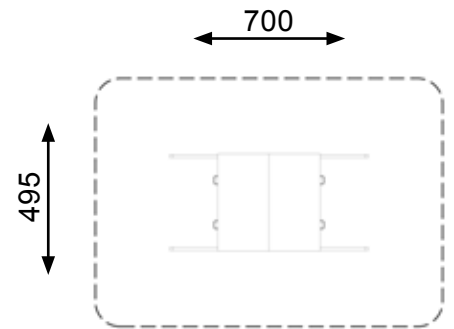

-  360 x 25 x 250
-  75
-  min. 90,25m<sup>2</sup>  
MAX 90,25m<sup>2</sup>
-  3 - 15



# GM0723 MONSOON 3

-  313 x 274 x 250
-  75
-  min. 90,25m<sup>2</sup>  
MAX 90,25m<sup>2</sup>
-  3 - 15





## 400 SABBIERA



400 x 195 x 45

-

min. 35,00m<sup>2</sup>  
MAX 35,00m<sup>2</sup>

3 - 9

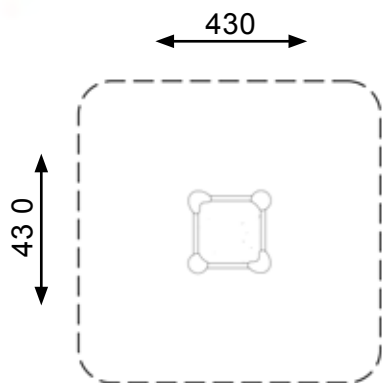


[www.playandsports.co.uk](http://www.playandsports.co.uk)



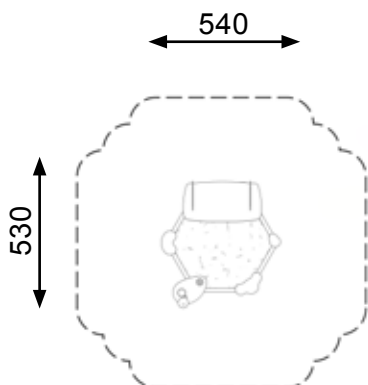
# 489 LETY

	130 x 130 x 35
	35
	min. 20,25m <sup>2</sup> MAX 20,25m <sup>2</sup>
	1 - 4



# 491 CLARA

	240 x 230 x 165
	35
	min. 27,25m <sup>2</sup> MAX 30,25m <sup>2</sup>
	3 - 5



## 411 CASETTA



160 x 160 x 195



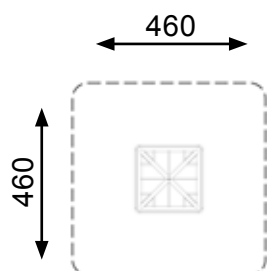
-



min. 20,25m<sup>2</sup>  
MAX 20,25m<sup>2</sup>



3 - 9



## 494 SARA



160 x 155 x 130



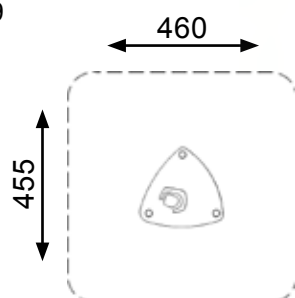
-



20,25m<sup>2</sup>







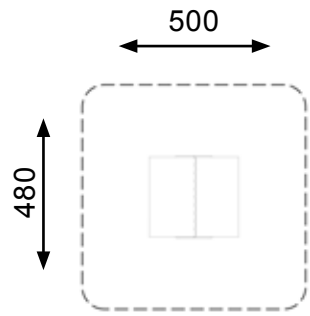
3 - 9







[www.playandsports.co.uk](http://www.playandsports.co.uk)

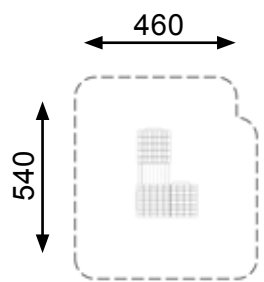
# 410 CAPANNA

-  200 x 180 x 200
-  -
-  min. 25,00m<sup>2</sup>  
MAX 25,00m<sup>2</sup>
-  3 - 9



# 402 COMPOSIZIONE CASSETTE

-  240 x 160 x 180
-  18
-  min. 24,25m<sup>2</sup>  
MAX 24,75m<sup>2</sup>
-  3 - 9





## 412 CASCINA

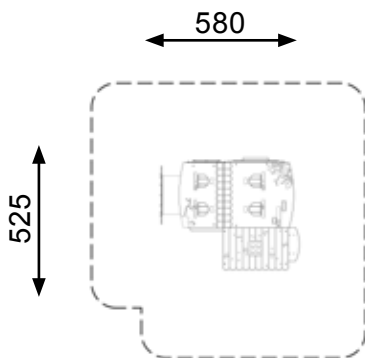


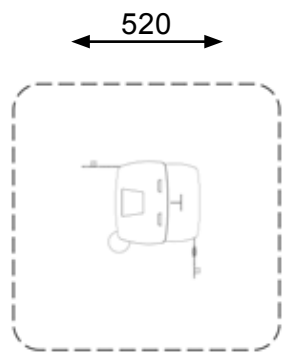
280 x 225 x 190

18

min. 29,25m<sup>2</sup>  
MAX 30,25m<sup>2</sup>

3 - 9





# 492 CALYPSO

-  220 x 220 x 200
-  -
-  min. 25,00m<sup>2</sup>  
MAX 25,00m<sup>2</sup>
-  3 - 9



# 493 PORZIA

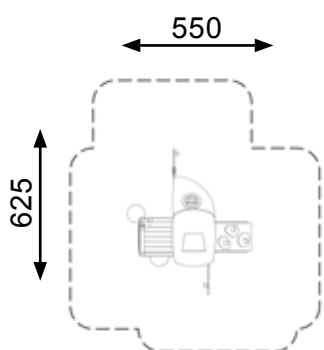


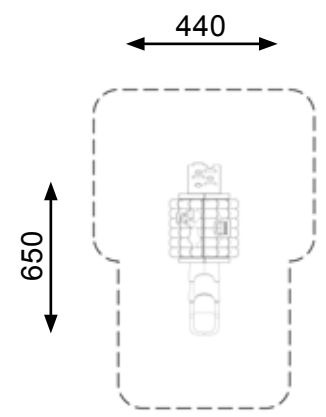
250 x 325 x 230

60





min. 29,00m<sup>2</sup>  
MAX 33,00m<sup>2</sup>

3 - 9







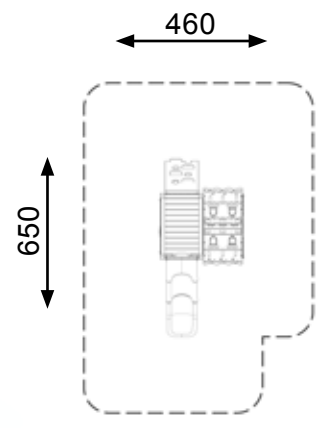


### 460 PLAYHOUSE

-  350 x 120 x 250
-  85
-  min. 26,25m<sup>2</sup>  
MAX 32,00m<sup>2</sup>
-  3 - 9

### 465 CASTELLO ARABO

-  350 x 165 x 205
-  85
-  min. 27,75m<sup>2</sup>  
MAX 31,50m<sup>2</sup>
-  3 - 9



## 415 BASKET TRIS

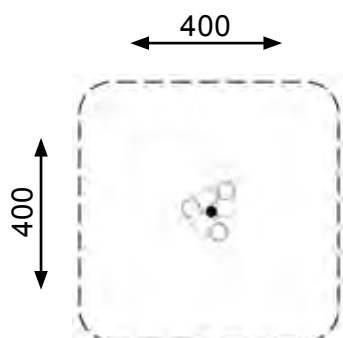


100 x 100 x 300

300

min. 16,00m<sup>2</sup>  
MAX 16,00m<sup>2</sup>

6 - 12



## 416 BASKET YOUNG

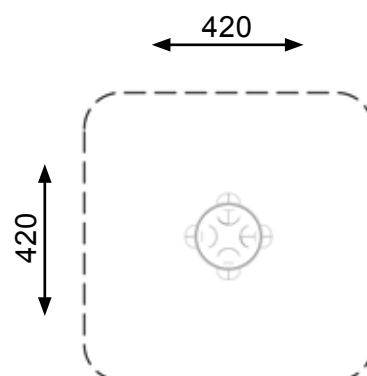


120 x 120 x 250

-

min. 16,00m<sup>2</sup>  
MAX 16,00m<sup>2</sup>

6 - 12





# 450 BENNY



MATT: 200 x 90 x 185  
CARRIE: 165 x 90 x 185  
DEXTER: 165 x 90 x 110

18

3 - 9



MATT



CARRIE

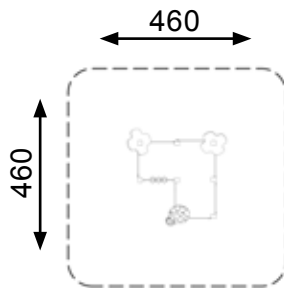


DEXTER



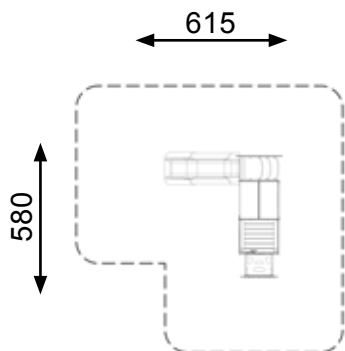
## 485 LABIRINTO BABY

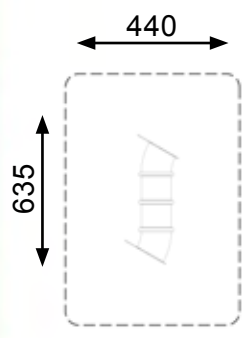
	160 x 160 x 200
	-
	min. 20,25m <sup>2</sup> MAX 20,25m <sup>2</sup>
	3 - 5



## 455 TRENINO CON SCIVOLO

	280 x 265 x 185
	85
	min. 32,00m <sup>2</sup> MAX 36,00m <sup>2</sup>
	3 - 9






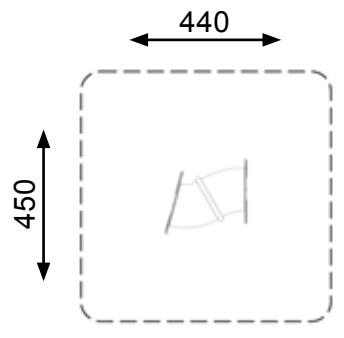
## 405 BRUCO

	335 x 140 x 100
	-
	min. 29,25m <sup>2</sup> MAX 29,25m <sup>2</sup>
	3 - 9



## 404 JIM

	150 x 140 x 100
	-
	min. 20,25m <sup>2</sup> MAX 20,25m <sup>2</sup>
	3 - 9



# G900P CHARLIE



166 x 78 x 75


-

min. 18,00m<sup>2</sup>  
MAX 18,00m<sup>2</sup>

3 - 5

466

377



# G901P PARSIFAL



100 x 100 x 100

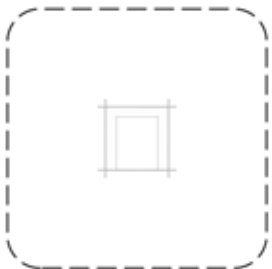
-

min. 16,00m<sup>2</sup>  
MAX 16,00m<sup>2</sup>

3 - 5

400

400





## GM2001 ASPEN



L.20mt: 2400 x 425 x 385  
 L.25mt: 2900 x 425 x 413  
 L.30mt: 3400 x 425 x 435



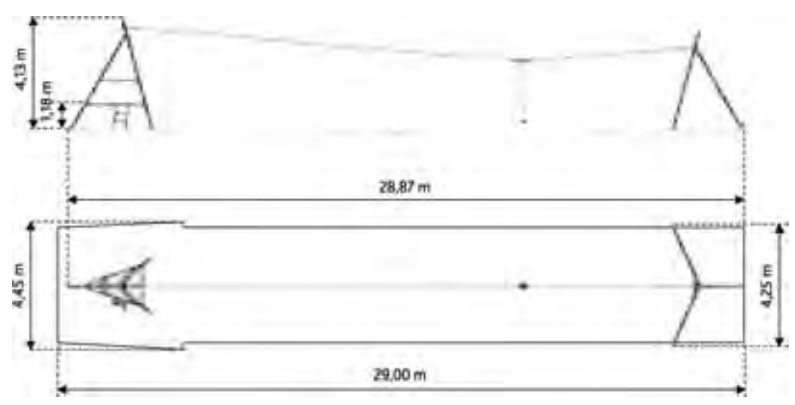
L. 20mt: 130  
 L. 25mt: 158  
 L. 30mt: 180



L. 20mt: 108m<sup>2</sup>  
 L. 25mt: 130,5m<sup>2</sup>  
 L. 30mt: 153m<sup>2</sup>



5 - 15






898 ALVIN



833 IVONE

836 FRANCIS



839 DUMBY



837 VICKY



834 KROKO

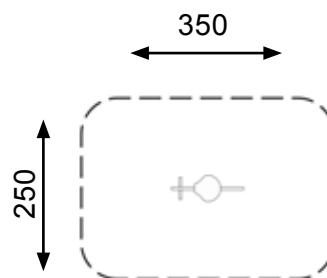


100 x 30 x 85

-

min. 8,75m<sup>2</sup>  
MAX 8,75m<sup>2</sup>

3 - 12

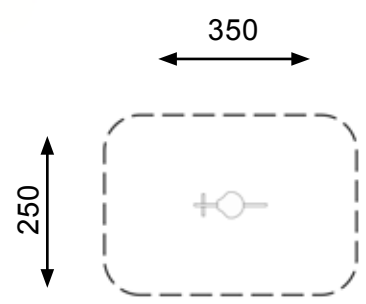




100 x 42 x 105

min. 8,75m<sup>2</sup>  
MAX 8,75m<sup>2</sup>

3 - 12



**885** IGNAZIO



**886** BRUTUS



**887** VALE [www.playandsports.co.uk](http://www.playandsports.co.uk)



853 KIOKI



852 COSMOS



851 KIBA



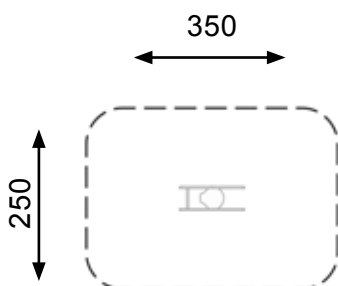
830 ZIB

820 KEO



min. 8,75m<sup>2</sup>  
MAX 8,75m<sup>2</sup>

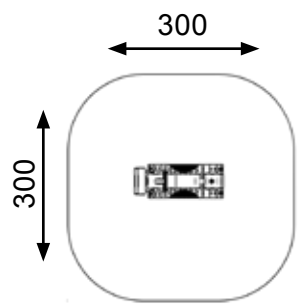
3 - 12





## ET877 MOBY.D

	112 x 54 x 88
	-
	min. 9,00m <sup>2</sup> MAX 9,00m <sup>2</sup>
	3 - 9



## ET878 SUPER.MOTO

	100 x 46 x 86
	-
	min. 9,00m <sup>2</sup> MAX 9,00m <sup>2</sup>
	3 - 9

## ET879 RUSP.ONE

	118 x 44 x 86
	-
	min. 9,00m <sup>2</sup> MAX 9,00m <sup>2</sup>
	3 - 9



## 808 STYLO



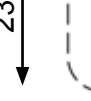
150 x 30 x 90



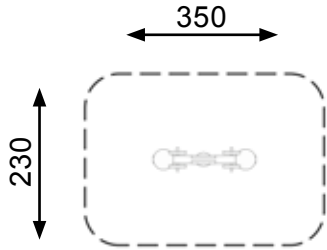
-



min. 8,75m<sup>2</sup>  
MAX 8,75m<sup>2</sup>



3 - 12



## 838 MISHA



150 x 150 x 90



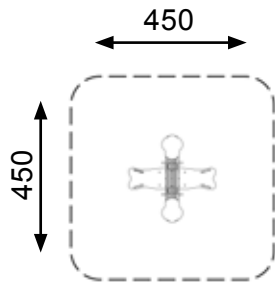
-



min. 12,25m<sup>2</sup>  
MAX 12,25m<sup>2</sup>



3 - 12



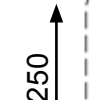
## 804 PATSY



150 x 30 x 85



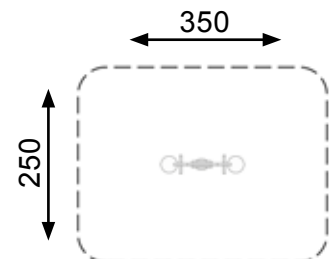
-



min. 8,75m<sup>2</sup>  
MAX 8,75m<sup>2</sup>







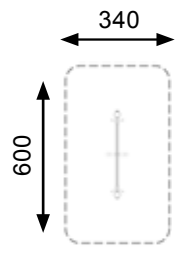
3 - 12









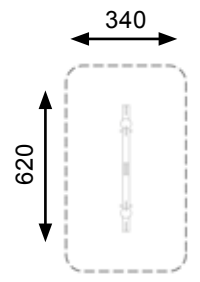
### 809 SIMPOLO

-  300 x 40 x 85
-  -
-  min. 21,00m<sup>2</sup>  
MAX 21,00m<sup>2</sup>
-  3 - 12







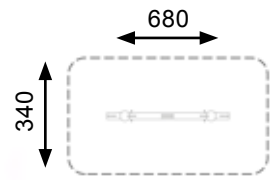
### 800 BILICO 2 POSTI

-  320 x 40 x 50
-  -
-  min. 21,00m<sup>2</sup>  
MAX 21,00m<sup>2</sup>
-  3 - 12



### 803 BILICO Timber 802 BILICO ALLUMINIUM

-  380 x 40 x 50
-  -
-  min. 24,50m<sup>2</sup>  
MAX 24,50m<sup>2</sup>
-  3 - 12



## 807 PENCIL

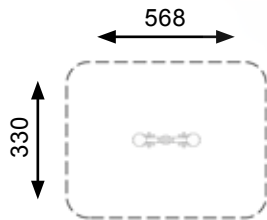


268 x 30 x 90

-

min. 21,00m<sup>2</sup>  
MAX 21,00m<sup>2</sup>

3 - 12



## 818 WILL

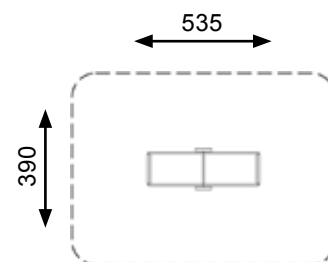


235 x 90 x 150

100

min. 22,00m<sup>2</sup>  
MAX 22,00m<sup>2</sup>

4 - 12



## 855 LAINE

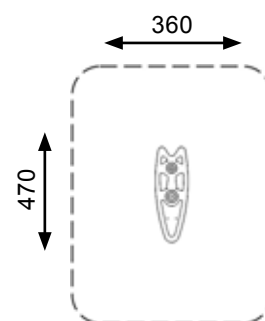


60 x 170 x 60





60

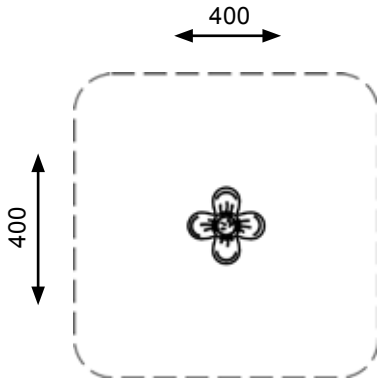
min. 15,75m<sup>2</sup>  
MAX 15,75m<sup>2</sup>

4 - 12







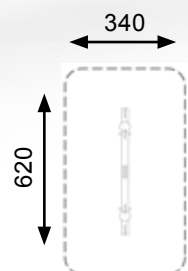
## 819 DAISY

-  100 x 100 x 65
-  -
-  min. 16,00m<sup>2</sup>  
MAX 16,00m<sup>2</sup>
-  3 - 9

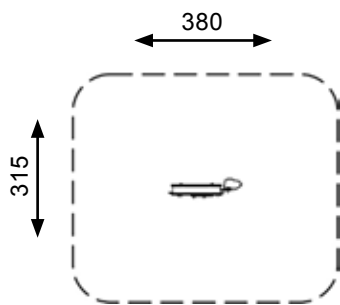
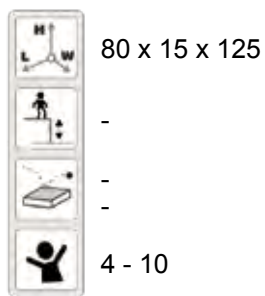


## 816 NELLO

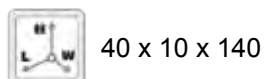
-  320 x 40 x 50
-  -
-  min. 21,00m<sup>2</sup>  
MAX 21,00m<sup>2</sup>
-  3 - 12



## 2600 GAZ



## SEGNALE STRADALE TRAFFIC SIGN



2601  
PERICOLO



2602  
PARKING

2603  
INCROCIO



2604  
ROTATORIA

2605  
DOPPIA  
CURVA



2606  
DIVIETO DI  
TRANSITO

2607  
STOP



2608  
PRECEDENZA

2609  
DIVIETO ACCESSO



2610  
LIMITE

2611  
DIVIETO DI SOSTA



2612  
DIREZIONE

# LET'S PLAY TOGETHER



Whatever abilities or restraints children might have, they still love to play together.

Our inclusive range of play equipment offers users with mobility difficulties, barrier free equipment. From surface roundabouts, wheelchair swings to ramped multi activity play centres, fun is guaranteed for every one.

H110 - TULIP .....	143
H120 - FLORIDA .....	144
H170 - CANYON .....	146
H130 - ISOLA DI KONG .....	147
H140 - MAYA .....	148
H410-ALTALENADISABILI ...	149
H160 - RINGO .....	149
H150 - BECKY .....	150
H511- GIOSTRA DISABILI ....	151
720 - MIAMI .....	720
722 - TAMPA .....	722

ALUMINIUM SQUARE AND ROUND POLE



# H110 TULIP

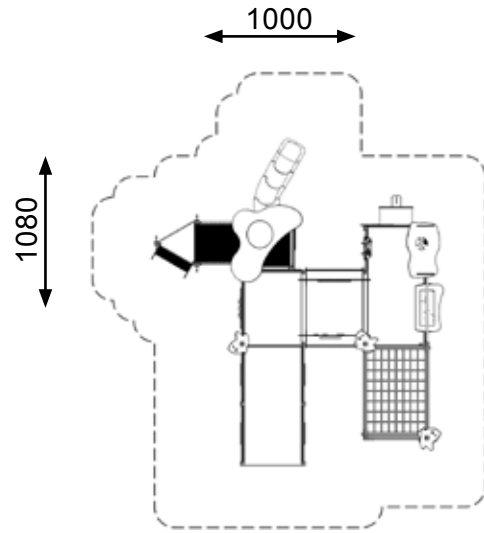


700 x 790 x 310

120





min. 82,75m<sup>2</sup>  
MAX 104,5m<sup>2</sup>


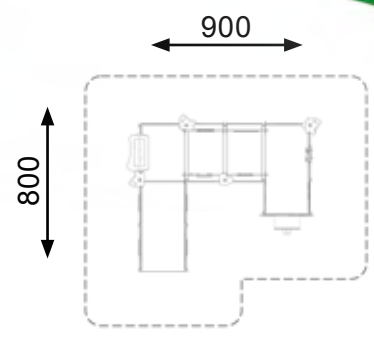
3 - 12






# H120 FLORIDA

-  600 x 500 x 260
-  33
-  min. 66,00m<sup>2</sup>  
MAX 72,00m<sup>2</sup>
-  3 - 12





# H170 CANYON

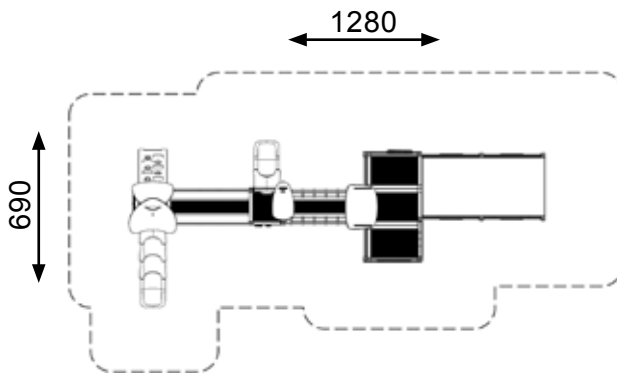


980 x 390 x 315

110

min. 75,25m<sup>2</sup>  
MAX 91,00m<sup>2</sup>

3 - 12



# H130 ISOLA DI KONG



350 x 350 x 200

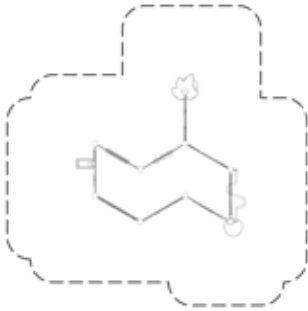
-

min. 34,00m<sup>2</sup>  
MAX 42,25m<sup>2</sup>

3 - 12

650

650





## H140 MAYA



320 x 175 x 260



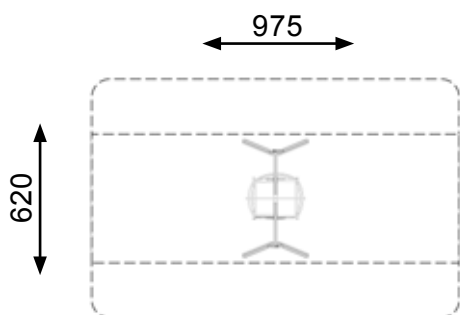
117



min. 30,00m<sup>2</sup>  
MAX 60,00m<sup>2</sup>



3 - 12



## H160 RINGO



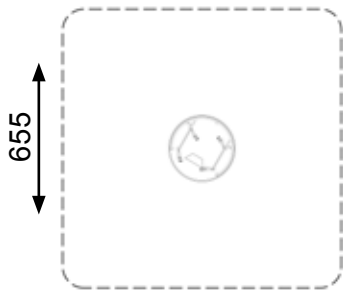
Ø155 x 90

-

min. 42,25m<sup>2</sup>  
MAX 42,25m<sup>2</sup>

3 - 12

655



## H410 ALTALENA DISABILI



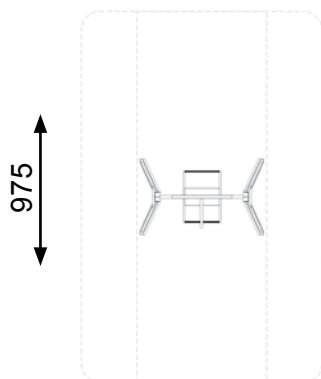
320 x 175 x 218

117

min. 30,00m<sup>2</sup>  
MAX 60,00m<sup>2</sup>

3 - 12

620



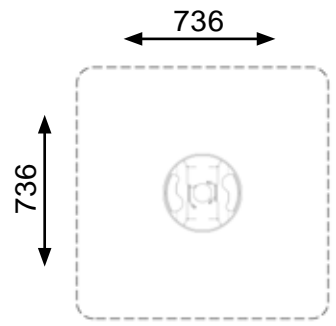
# H150 BECKY



Ø236 x 85

min. 56,25m<sup>2</sup>  
MAX 56,25m<sup>2</sup>

3 - 12



# H511 GIOSTRA DISABILI

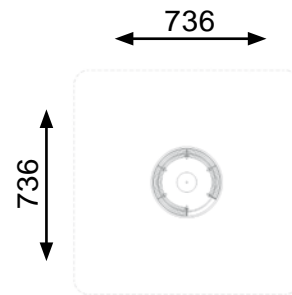


Ø236 x 82

-

min. 56,25m<sup>2</sup>  
MAX 56,25m<sup>2</sup>

3 - 12

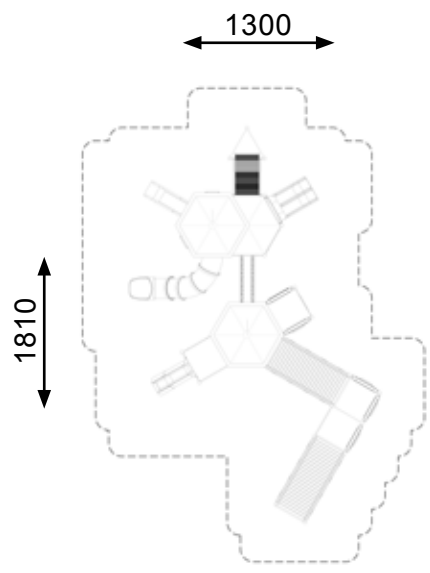




# 720 MIAMI



950 x 1510 x 480  
125  
min. 171,00m<sup>2</sup>  
MAX 234,00m<sup>2</sup>  
3 - 12



# 722 TAMPA



740 x 940 x 450

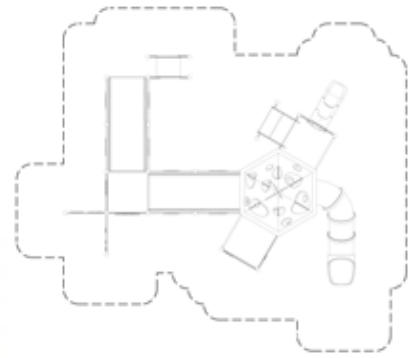
80

min. 107,75m<sup>2</sup>  
MAX 143,00m<sup>2</sup>

3 - 12

1290

1090



# LET'S GET PHYSICAL



TEEN POINT .....	155
MINI TRIM TRAIL .....	156
PERCORSOVITA/TRIMTRAIL.....	158
ANZIANI / SENIORS .....	159
OUTDOOR FITNESS .....	160


Regular physical activity is one of the most important things one can do for a healthier lifestyle. We offer an extensive range of fitness and exercise equipment to suit the needs of the young and the young at heart. Equipment includes traditional timber trim trails, modern steel fitness equipment, multi use sports areas, and senior citizen exercise centres that are ideal for active aging.

# 7000 TEEN POINT




Thanks to its experience and technology knowledge, Gottardo can offer several solutions to create a playing field according to your needs, with aluminium poles and with metal or polyethylene barriers (inner field not included).

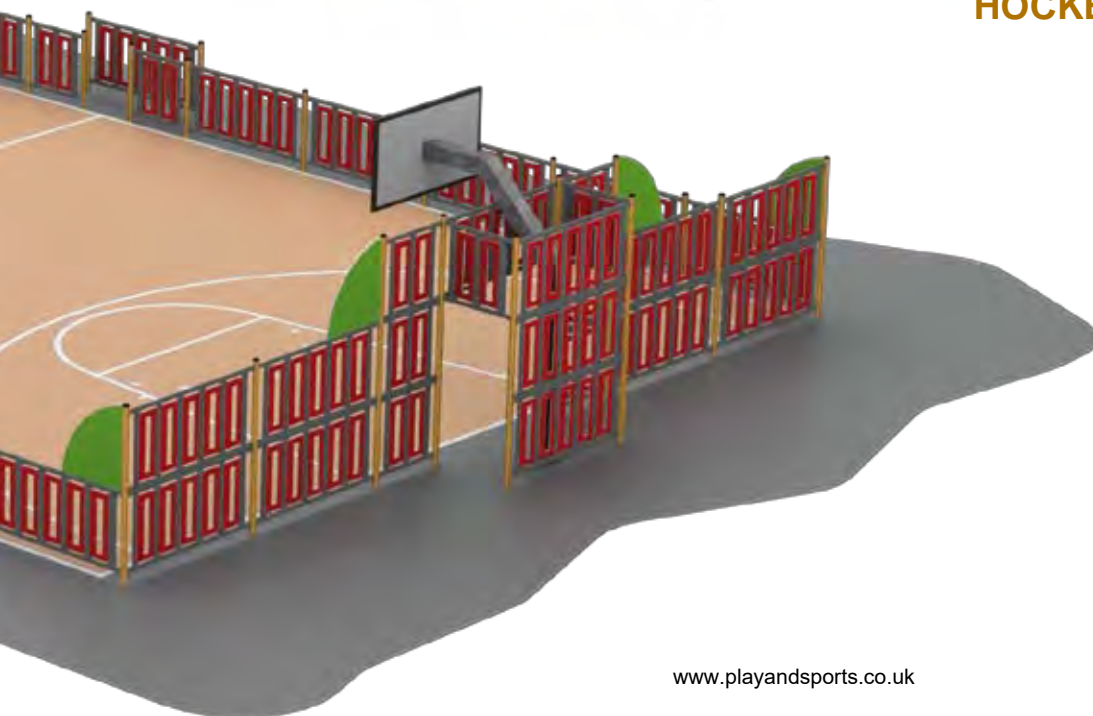
## NEW BARRIERS



## NEW ACCESSORIES!



**HOCKEY GOAL**



**CYCLERAC  
K**

# MINI TRIM TRAIL

## 2701 STONES

	60 x 115 x 60
	60
	min. 14,00m <sup>2</sup> MAX 14,00m <sup>2</sup>
	4 - 10



## 2710 START

	40 x 10 x 45
	-
	-
	4 - 10


## 2702 WALK WALL

	165 x 10 x 150
	150
	min. 17,5m <sup>2</sup> MAX 17,5m <sup>2</sup>
	4 - 10



## 2704 TUNNEL

	130 x 70 x 100
	-
	min. 18,00m <sup>2</sup> MAX 18,00m <sup>2</sup>
	4 - 10



## 2711 FINISH

	35 x 10 x 160
	-
	-
	4 - 10

## 2703 BALANCE BEAM

	40 x 150 x 60
	60
	min. 15,75m <sup>2</sup> MAX 15,75m <sup>2</sup>
	4 - 10



## 2705 EQUILIBRIUM BEAMS



150 x 260 x 60

60

min. 24,75m<sup>2</sup>  
MAX 24,75m<sup>2</sup>

4 - 10



## 2706 STEPPER




150 x 50 x 100

100

min. 15,75m<sup>2</sup>  
MAX 15,75m<sup>2</sup>

4 - 10



## 2709 WOBBLE



190 x 80 x 90

10

min. 20,00m<sup>2</sup>  
MAX 20,00m<sup>2</sup>

4 - 10



## 2708 MONKEY BARS



190 x 70 x 150

150

min. 20,00m<sup>2</sup>  
MAX 20,00m<sup>2</sup>

4 - 10



## 1250 BACHECA LEGNO



190 x 75 x 240



## EXERCISE STATIONS



### 161 BARRE DI FLESSIONE



190 x 75 x 240



### 162 ADDOMINALI



400 x H 18 / H 33



### 163 BARRE DI TRAZIONE



315 x 220



### 164 OSTACOLI



200 H 39



### 165 STRUTTURA AD ANELLI



268 x 250



### 166 SCALA DI SOSPENSIONE



218 x 220 x 70



### 167 ASSE DI EQUILIBRIO



410 x 200 x 18



### 168 SPALLIERA DOPPIA



111 x 111 x 250



### 169 PARALLELE



218 x 110



### 170 PANCA PLURIUSO



200 x 70



### 171 SALTO OBLIQUO



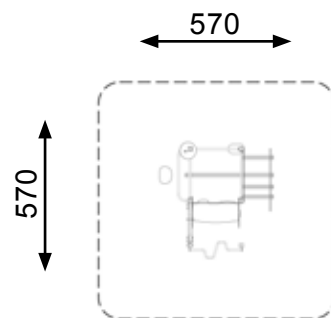
218 x 109



# SENIORS

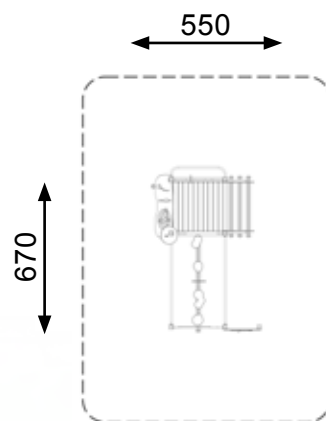
## 3301 SHIRO

	270 x 270 x 240
	50
	min. 30,25m <sup>2</sup> MAX 30,25m <sup>2</sup>
	50 - 100



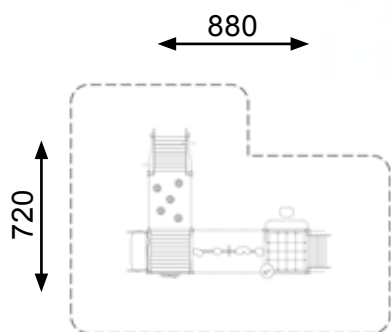
## 3302 GIN

	250 x 370 x 250
	40
	min. 38,50m <sup>2</sup> MAX 38,50m <sup>2</sup>
	50 - 100



## 3303 RORY



	420 x 580 x 250
	40
	min. 55,00m <sup>2</sup> MAX 63,00m <sup>2</sup>
	50 - 100




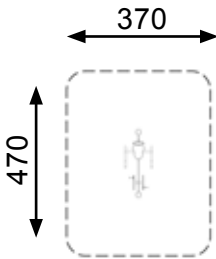


# OUTDOOR FITNESS



## 2000 ALEX

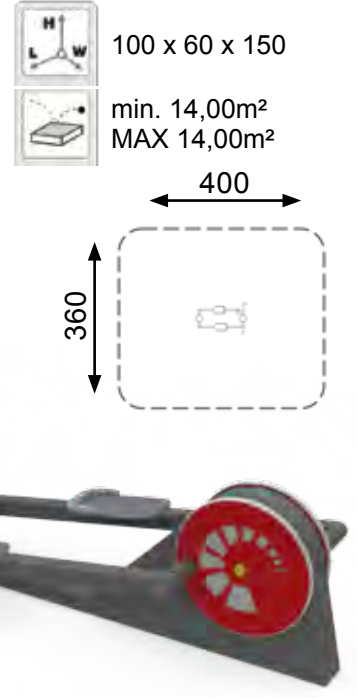
 170 x 70 x 110  
 min. 15,75m<sup>2</sup>  
 MAX 15,75m<sup>2</sup>

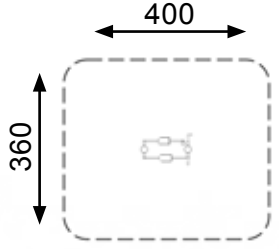






## 2002 BILLY


 100 x 60 x 150  
 min. 14,00m<sup>2</sup>  
 MAX 14,00m<sup>2</sup>

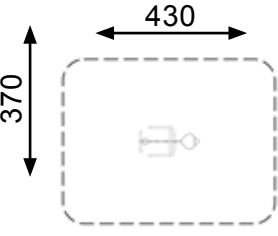






## 2001 REDZ


 130 x 70 x 115  
 min. 15,75m<sup>2</sup>  
 MAX 15,75m<sup>2</sup>

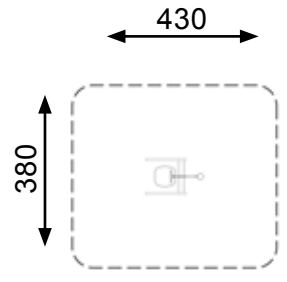




## 2004 SANSON

 80 x 130 x 200  
 min. 18,00m<sup>2</sup>  
 MAX 18,00m<sup>2</sup>





## 2003 GUSTAV

 80 x 60 x 125  
 min. 14,00m<sup>2</sup>  
 MAX 14,00m<sup>2</sup>



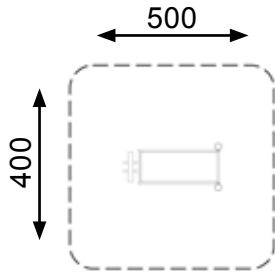


## 2005 VLAD



200 x 100 x 100

min. 20,00m<sup>2</sup>  
MAX 20,00m<sup>2</sup>

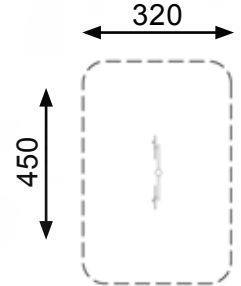


## 2009 WANG



150 x 20 x 165

min. 13,50m<sup>2</sup>  
MAX 13,50m<sup>2</sup>

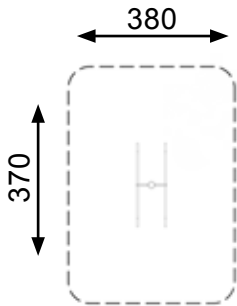


## 2008 FURYA



180 x 70 x 140

min. 17,50m<sup>2</sup>  
MAX 17,50m<sup>2</sup>

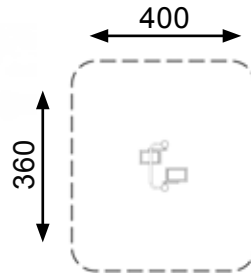


## 2006 MURPHY



100 x 40 x 120

min. 14,00m<sup>2</sup>  
MAX 14,00m<sup>2</sup>

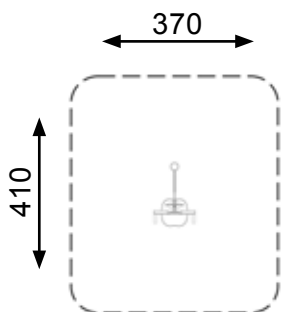


## 2007 ARNOLD

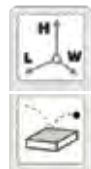


70 x 110 x 200

min. 14,00m<sup>2</sup>  
MAX 14,00m<sup>2</sup>

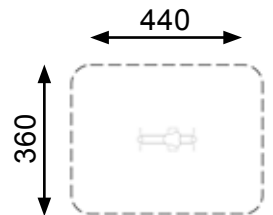


## 2010 JACKIE



140 x 60 x 65

min. 15,75m<sup>2</sup>  
MAX 15,75m<sup>2</sup>



# CITY STORE



PANCHINE / BENCHES .....	163
CESTINI / BINS .....	171
TAVOLI / TABLES .....	178
PENSILINE / SHELTERS .....	181
ARREDO VARIO / VARIOUS.....	183
RECINZIONE / FENCES .....	187

Public environments need to be functional and offer user amenities that cater for their daily needs. Our range of Urban Furnishings offers just this.

Practicality, functionality and durability are the hallmarks of our equipment.

City Store range is very versatile. It includes benches, litter bins, ash receptacles, bollards, picnic tables, bicycle stands, shelters, and fencing. We offer both classic as well as contemporary designs to compliment the

Apart from our standard product range, we also offer standard products with tailored parts, and also bespoke products according to client's requirements.



## 1015 PLANET



193 x 59 x 82

## 1016 ARIS



170 x 75 x 82





# 1000 CLASSICA



193 x 62 x 75



# 1008 OLIMPIA



176 x 67 x 80



## 1001 PIANA



193 x 55 x 45

## 1009 SUPER WOOD



193 x 75 x 82



## 1005 RIVOLI



193 x 55 x 80

## 1090 KRIS



185 x 60 x 85



## 1032 JAVIER



170 x 75 x 82



## 1004 METROPOLIS



192 x 72 x 84





## 1022 VANITY



190 x 70 x 80

## 1030 SYRA



185 x 70 x 80







1031 SUPER

1024 CANTÚ



193 x 59 x 83



193 x 59 x 83





## 1080 PLAJA



170 x 65 x 80



## 1075 HORIZON



170 x 45 x 45



**1085 RIVER**



175 x 80 x 65



**1086 BRIDGE**



175 x 70 x 70

1110



**ASHTRAY**

1111



**1108 FLORENCE**



Ø32 x 45/103 - 36lt



**1187 LILO**



40 x 40 x 45/103 - 50lt



**1113 VALLES**



Ø32 x 45/103 - 36lt  
[www.playandsports.co.uk](http://www.playandsports.co.uk)

# 1118 ICARO



Ø37/57 x 91 - 70lt



# 1122 HELIOS



Ø52 x 90 - 110lt



# 1188 KLAUS



55 x 55 x 110 - 70lt



## 1151 AIRONE



Ø30 x 50/100 - 40lt

## 1153 PERIKLE



Ø36 x 55/110 - 60lt



## 1152 ACHILLE



Ø36 x 50/100 - 50lt





### 1154 LUXOR



57 x 30 x 105 - 38lt



### 1117 STICK



60 x 30 x 98 - 70lt





## 1150 GRAPHO



Ø45 x 110 - 70lt



## 1160 NUVOLA



40 x 50 x 90 - 70lt





## 1135 DRAW



40 x 40 x 90 - 70lt



## 1140 BUNGEE




40 x 40 x 90 - 70lt

## 1155 KAMY



SQ: 35 x 35 x 110 - 70lt  
TR: 50 x 30 x 110 - 70lt



## 1170 SIGMA



30 x 30 x 100 - 40lt



## 1201 PIC-NIC



193 x 150 x 70

## 1202 GARDEN



193 x 200 x 70



## 1212 SILVANO



193 x 150 x 70



## 1210 IMAGINE



120 x 100 x 55

## G272 PIC-NIC BABY



114 x 128 x 36



## 1203 BABY PARTY



140 x 110 x 50

# 1244 INCLUSIVE PICNIC




245 x 150 x 70



P111 PERA  
P222 MELA  
P333 ARANCIA




35 x 100 x 50



G111 PERA  
G222 MELA  
G333 ARANCIA



135 x 100 x 50



## 1403 OPEN



300 x 145 x 270



## 1401 CLUB



340 x 168 x 270



## 1405 ARIA




300 x 150 x 250

# 1415 JET



300 x 160 x 230



# 1410 AKIRA



150 x 130 x 270



## 1255 BACHECA



125 x 220



## 1260 ODEON



120 x 5 x 220



# 1620 FONTANELLA



62 x 64 x 140



## DISSUASORI BOLLARDS



1600



Ø20 x 100



1612




Ø14,5 x 110



1606



Ø20 x 112



**2620 STELLA**



25 x 25 x 200

**2621 FIORE**



25 x 25 x 200



**2622 ROMBO**



25 x 25 x 200

# 1300 BICICLÒ



225 x 73 x 40



# 1305 SPYRAL




197 x 64 x 45

# 1320 DIKO



120 x 60 x 30



# 1310 TOP



110 x 50 x 24



# 1315 GAMMA



27 x 14 x 85



## RL/10



Ø10 - L.200



## RL/20



Ø10 - L.200

## RL/30



Ø10 - L.200



## RL/40




Ø14 - L.200

## RL/50



L.200





RL/60



L.200



GI999 PING PONG



274 x 172 x 76

GI888 DAMA



TABLE: L. 85cm - P. 85cm - H 76cm  
SEAT: L. 38cm - P. 40cm - H 44cm



## CERTIFICAZIONI CERTIFICATIONS

### **TÜV**

Gottardo playground equipments are designed and made in accordance with EN 1176, accompanied by specific technical documentation regarding the preliminary stages for proper placement and installation of the game, especially with regard to solutions that has to be adopted to make the entire structure in accordance with EN 1177, adopting an appropriate safety surfacing all around the structure. Each game is tested by prestigious TÜV to comply actual security European Norm.

### **PRODUCT PLATE**

All playground equipments have a plate which contains the game code, the year of production and the reference EN standards.

### **TIMBER QUALITY**

Assurance certification on the process of impregnation of the wood. All the pine wood used in Gottardo playground equipments is pressure treated with non-toxic salts and certified FSC.

### **QUALITY SYSTEM**

The whole production system Gottardo, from design, production and after-sales service is ISO9001 certified to ensure a high standard of quality.

### **INSURANCES**

All Gottardo products are covered by liability insurance to third parties for damages caused by manufacturing defects.

## WARRANTIES

All products are guaranteed against manufacturing defects under normal use for a period of 24 months from date of invoice.  
Aesthetical maintaining of the equipment or cleaning of it is permitted only by using soap and water.

GUARANTEE IS NOT OPERATING as a result of inappropriate installation of the equipment or in the absence of a regular maintenance check.

### WARRANTY LIMITATIONS:

Warranty does not cover damage caused due to improper installation and absence of regular and ongoing maintenance as recommended by GOTTARDO

Warranty does not cover damage caused through non-conforming use for which the equipment was designed for

Warranty does not cover damage caused through vandalism.

Warranty does not cover damage caused by modifications to parts and or unauthorized repairs.

Warranty does not cover, wear, tear, and cosmetic issues, such as but not limited to discoloured surfaces, minor scratches and dents. Natural changes in wood over time are considered cosmetic issues and not covered.

If products are installed in direct contact with chlorinated water or saltwater, or within 100 meters from the shore, GOTTARDO needs to be notified as special warranty conditions may apply.


Warranty does not include labour or shipping cost that might be incurred for the replacement of damaged parts.

On customer request the company can extend the warranty on the product. The validity will be valid only with a specific written document.

Aluminium structural poles, stairs and deck flooring .	<b>50</b>
Wooden structural poles, stairs and deck flooring.	<b>10</b>
PTE components such as, but not limited to, roofs, slides, panels, tunnels, and ramps.	<b>10</b>
HPL laminates such as, but not limited to, railings, stairs, and panels.	<b>10</b>
HDPE components such as but not limited to, panels, railings, roofs, tunnels and climbers.	<b>10</b>
Colour fastness of UV treated PTE, HPL, and HDPE components.	<b>3</b>
Steel components such as but not limited to, floor frames, bridges, handrails, guardrails, steel chains and springs.	<b>5</b>
Moving parts such as but not limited to, bearings, handholds, footholds, plastic joints caps and ropes with steel inserts	<b>2</b>
	<b>YEARS</b>

# INSTALLATION

Each play structure has to be imperatively anchored to the ground with a concrete plinth. If aluminium pole is present, plinth must be directly fixed on it (A). If wooden pole is present, it can be equipped with special steel stirrups (B). When an adequate concrete ground is already present, equipment can be provided with special plates (C) for anchoring with rawplugs (option is applicable only after feasibility confirmation)



## SECURITY

The current European safety regulations require that:

1. Parameters in the standards EN 1176 article 1-2-3-4-5-6 are respected in design and construction processes
  2. Is prepared by the manufacturer a detailed prospectus for the installation and inspection, maintenance and use of the equipment
  3. A safety surface is provided below the playground all around its surrounding area (impact area) with suitable flooring material or absorbing impact in accordance with the provisions of EN 1177. The width of impact area depends on the size of the game and the height of free fall, which is considered with reference to the highest point reachable by the user
- The prospectus is considered when the drop height is 600 mm.  
All products in this catalog are designed, constructed and approved by TÜV SÜD in accordance with EN 1176.

BEFORE PURCHASING A PLAYGROUND EQUIPMENT WE RECOMMEND TO:

- CHECK DESTINATION AREA, if it's gonna be appropriate for the equipment, with special reference to the "minimum space" (space occupied by the equipment, above and around the same). The size requirements are highlighted in the plan included with the playground equipment also with the safety area (impact area) required. The impact area must be free from obstacles - like walls or trees.
- ESTABLISH depending on the HEIGHT OF FALL in the game (evaluation of the highest points of fall type height floors or height climbing, gyms, etc..) the most appropriate solution of SAFETY FLOORING according to the instructions of the prospectus.
- Depending on the frequency of use of the equipment, set up in accordance with the manufacturer the monitoring frequency according to the scheme based on the structure for inspection and maintenance control.

WE ADVISE TO:

- Prefer using if possible natural materials (rounded gravel, bark, sand, grass) for safety areas of playground equipments
- Use the rubber flooring on points of maximum trampling (slides, ladders, climbing frames, swings, etc.), avoiding the formation of dangerous depressions resulting in the formation of mud when it rains.

PLEASE REMEMBER THAT:

If using a SAND FLOORING you'll have to provide daily round-up of the sand before opening the playground area.





## SECURITY FLOORINGS TABLE

MATERIAL (a)      DESCRIPTION (mm)      MINIMUM DEPTH (mm)(b)      CRITICAL FALL HEIGHT (mm)

LAWN / SOIL			1000 (d)
BARK	20 TO 80 GRAIN SIZE	300	2000 3000
WOOD CHIPS	5 TO 30 GRAIN SIZE	300	2000 3000
SAND	0.2 TO 2 GRAIN SIZE	300	2000 3000
GRAVEL	2 TO 8 GRAIN SIZE	300	2000 3000
RUBBER SURFACING			DEPENDENT ON CERTIFICATION TESTS
	THICKNESS 30mm		1000
	THICKNESS 40mm		1300
	THICKNESS 45mm		1500
	THICKNESS 60mm		2000
	THICKNESS 70mm		2500
	THICKNESS 90mm		3000

(a) Materials properly prepared for use in children's playgrounds. (b) For loose particulate material, add 100 mm to the minimum depth to compensate for displacement (see 4.2.8.5.1). (c) No silty or clay particles. Grain size can be identified by use of a sieve test, such as EN 933-1. (d) See NOTE 1 in 4.2.8.5.2.



**PLAY AND  
SPORTS  
LIMITED**

**Play and Sports Ltd**

1 Castleton Grove  
Glasgow G77 5LH  
0141 280 1914 (t)  
mail@playandsports.co.uk  
www.playandsports.co.uk

[www.playandsports.co.uk](http://www.playandsports.co.uk)

Play and Sports Ltd  
Registered in Scotland: No: SC408799  
Registered Office: 5 Royal Exchange Square;  
Glasgow G1 3AH